

Registering for a TigerView Account

All bus information, teacher information, progress reports, and report cards will be available **ONLY** in the District's parent portal, TigerView. **Every District 7 parent needs to have a TigerView account to access their child/children's student information.**

How to Register for a TigerView Account

Step 1: Visit <https://tigerview.ecusd7.org>. The Login screen will display.

Step 2: Click on "Click Here to Register for HAC."

Please note if you did not provide an email address when registering your child for school, you will not be able to register online. Please contact your child's school for assistance in creating a TigerView account.



Login

Please enter your account information for Home Access Center.

User Name:

Password:

[Forgot My Username or Password](#)
[Click Here to Register for HAC](#)

Login

© 1990-2018 SunGard Public Sector Inc. All Rights Reserved. This program is PROPRIETARY and CONFIDENTIAL information of SunGard Public Sector Inc., and may not be disclosed or used except as expressly authorized in a license agreement controlling such use and disclosure. Unauthorized use of this program will result in legal proceedings, civil damages and possible criminal prosecution.

Step 3: Fill in the 4 required fields and click "Register."

PLEASE NOTE:

- The system enters both parent(s)/guardian(s) first names separated by the "&" symbol when parents/guardians live in the same household. The system requires the male parent's name first followed by the female Parent's name.

For example, the system would be looking for "Joseph & Jane" to be entered in the First Name field.



Home Access Center User Registration

First Name:* Joseph & Jane

Last Name:* Doe

City:* Edwardsville

Zip Code:* 62025

Register

If there is a matching name in our system, you may also be required to enter your email address (see below).

Home Access Center User Registration

First Name:*

Last Name:*

City:*

Zip Code:*


Email:*

More than one contact was found using the information provided. In order to register as the correct guardian, enter the email address you have provided to the district. An email address must have been given to the school district in order to register for Home Access Center.

Step 4: After completing Step 3, the screen below will appear and require you to create a username and to enter a Challenge Question.

Keep note of this question and answer, as you will need it to login to your account the first time.

Step 5: Click "Finish" when you have created a username and entered a Challenge Question and Answer.



Home Access Center User Registration

Please enter the username you wish to use when logging in to Home Access Center. An email will be sent to the email address the district has on record for you with further instruction on creating your new Home Access Password.

Username:

Compose 1 challenge questions and provide appropriate answers


Questions	Answers
What is your favorite color?	<input type="text" value="Red"/>


[Privacy Policy](#)

ECUSD7 is committed to protecting your privacy and developing technology that gives you the most powerful and safe online experience.

Step 6: After completing Step 5, you will receive an email with further instructions. Please note that some email systems will send this message to Junk/Spam. Be sure to check this folder if you do not receive an email. Your email will include a link to create a new password (see example below).

Example:

Home Access Center Registration  Inbox x

 **jmilburn@ecusd7.org** 10:22 AM (0 minutes ago) ☆
to me ▾

Dear Joseph & Jane Doe,
TigerView is designed to offer parents the ability to access information to help support and guide their children through the educational process. To create your password, copy the following link into the address bar of your browser:
<https://tigerview.ecusd7.org/HomeAccess/Account/Logon?c=aENG0JbdFxl%3d&db=9p0hdIDK7%2b5xYIVgEk8GzA%3d%3d&svr=BR9qu2QEAA%3d&digest=6ADIUdEcb1MgsjhddksiwCUTWtqr%2f8jrxXQvSB0eBsU2y5qJNUhrxLmqQ4Xz5bk2qQvJnr7feVvyNOZ0mFg%3d%3d&type=REGISTER>
This request was made on 5/3/2018 10:22:08 AM.

Step 7: Click the link, answer your Challenge Question (see Step 4) then update your password. Click “Continue” to complete.

Home Access Center

Challenge Questions

Please provide answers to the following questions

Question	Answer
What is your favorite color?	<input type="text"/>

Step 8: Account Screen. You must create a new password.

Once you have created a new password you can click “Continue to HomeAccess Center” to start viewing your child’s information or you may click “Logoff.”

My Account

Name: Joseph & Jane Doe
Address: 708 St Louis ST
Edwardsville, IL 62025
Logged in as: J.Doe
Email Address:
Last Login: 5/3/2018 10:23:37 AM

Change Password

New Password:*
Confirm New Password:*

[Need some help?](#)

If you are unable to complete these steps as outlined, please contact your child’s school. Building office staff can assist you.