

Q1 Please share the name of your student(s) that are attending remotely

Answered: 238 Skipped: 0

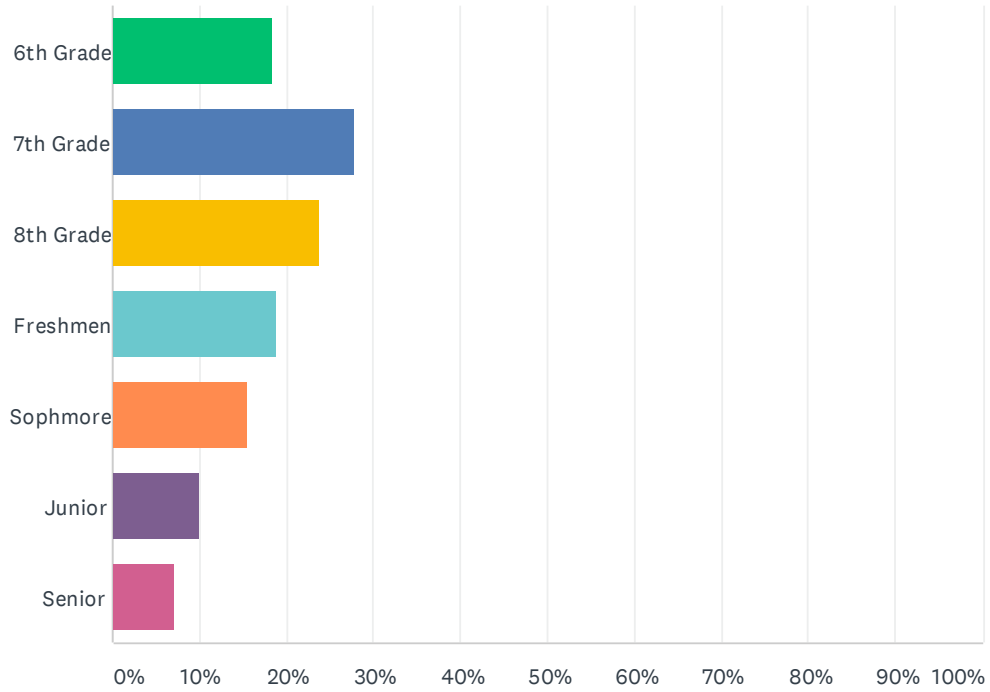
ANSWER CHOICES	RESPONSES	
1st Student	100.00%	238
2nd Student	24.37%	58
3rd Student	2.52%	6
4th Student	0.00%	0

Q2 Please share the email address that is on file with District 7

Answered: 238 Skipped: 0

Q3 Choose all grade levels that apply to your students:

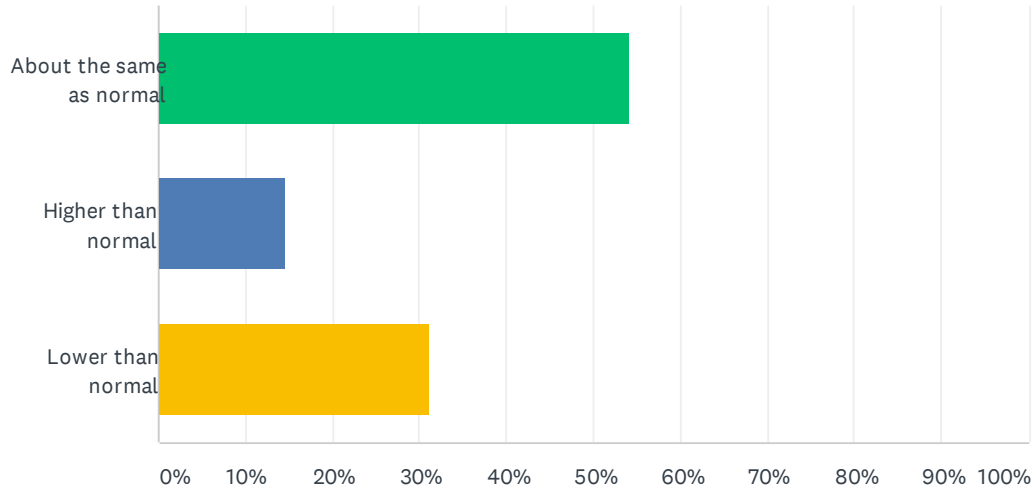
Answered: 238 Skipped: 0



ANSWER CHOICES	RESPONSES
6th Grade	18.49% 44
7th Grade	27.73% 66
8th Grade	23.95% 57
Freshmen	18.91% 45
Sophomore	15.55% 37
Junior	10.08% 24
Senior	7.14% 17
Total Respondents: 238	

Q4 Please compare your child’s grade for the first quarter of this school year to previous years. Are your child’s grades:

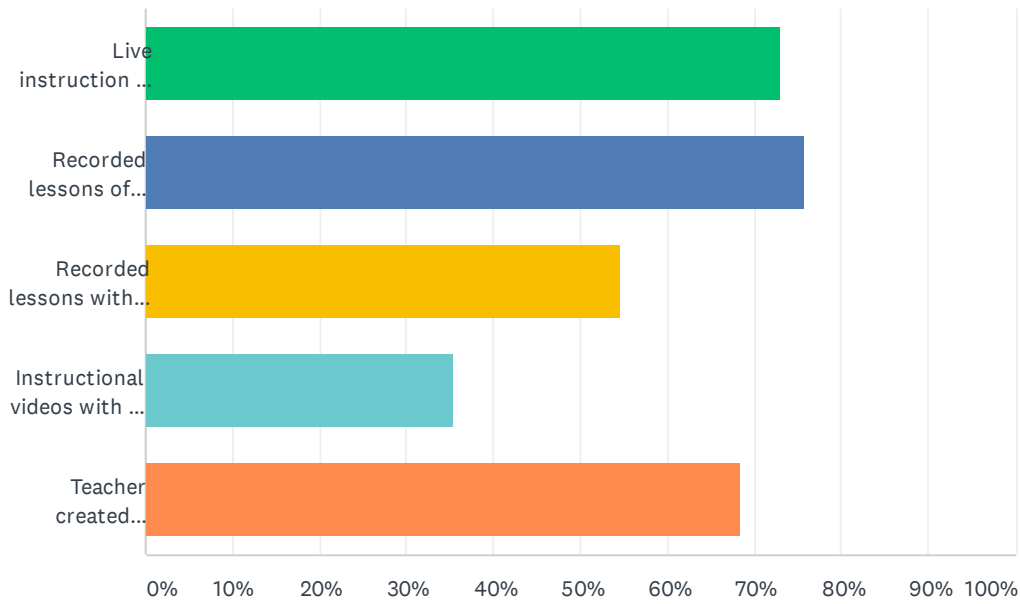
Answered: 238 Skipped: 0



ANSWER CHOICES	RESPONSES	
About the same as normal	54.20%	129
Higher than normal	14.71%	35
Lower than normal	31.09%	74
TOTAL		238

Q5 As of the last few weeks, the majority of my child's remote teachers provide the following instruction: (Check all that apply)

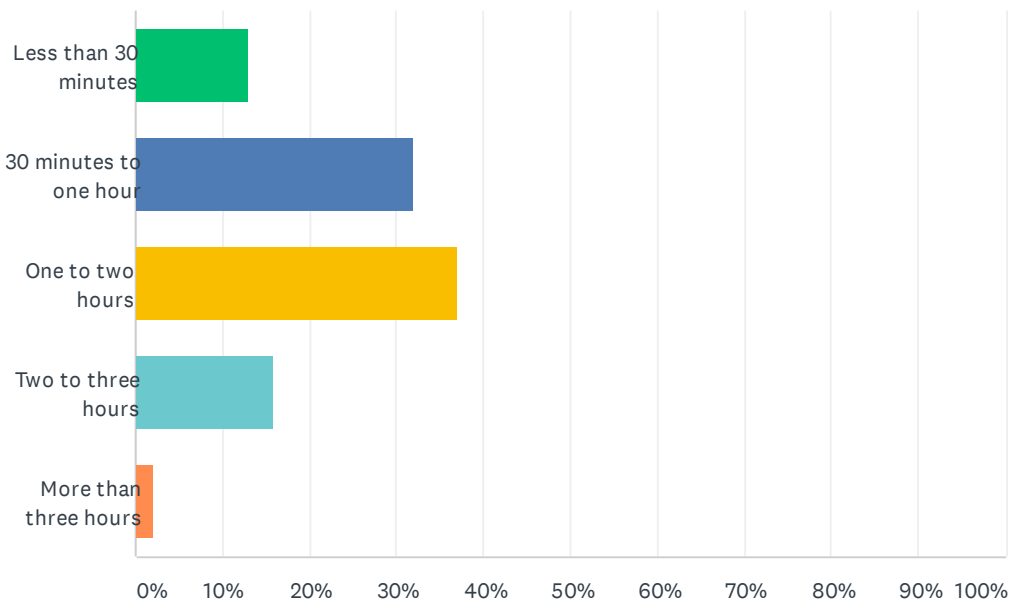
Answered: 238 Skipped: 0



ANSWER CHOICES	RESPONSES	
Live instruction via Zoom at least 2 times per week	73.11%	174
Recorded lessons of teachers with assigned independent work	75.63%	180
Recorded lessons with live question and answer time via Zoom with the teacher	54.62%	130
Instructional videos with no time for questions and answers	35.29%	84
Teacher created presentations such as Powerpoints	68.49%	163
Total Respondents: 238		

Q6 On average, how many hours of direct instruction (live interaction with teacher or recorded lessons) do you believe your child is getting per day.

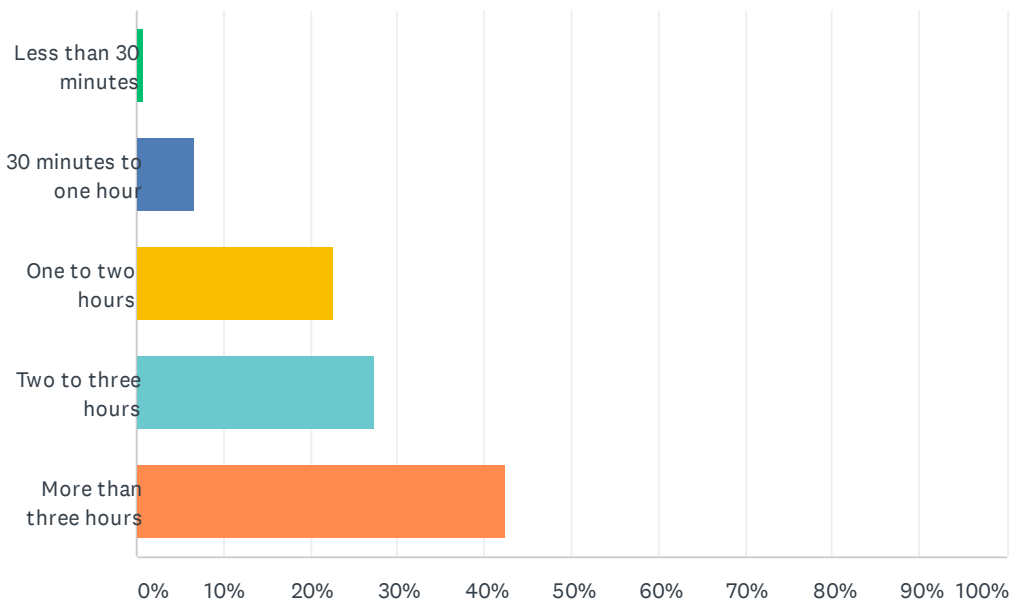
Answered: 238 Skipped: 0



ANSWER CHOICES	RESPONSES	
Less than 30 minutes	13.03%	31
30 minutes to one hour	31.93%	76
One to two hours	36.97%	88
Two to three hours	15.97%	38
More than three hours	2.10%	5
TOTAL		238

Q7 On average, how much time is your child spending doing independent work (assignments and other homework) per day?

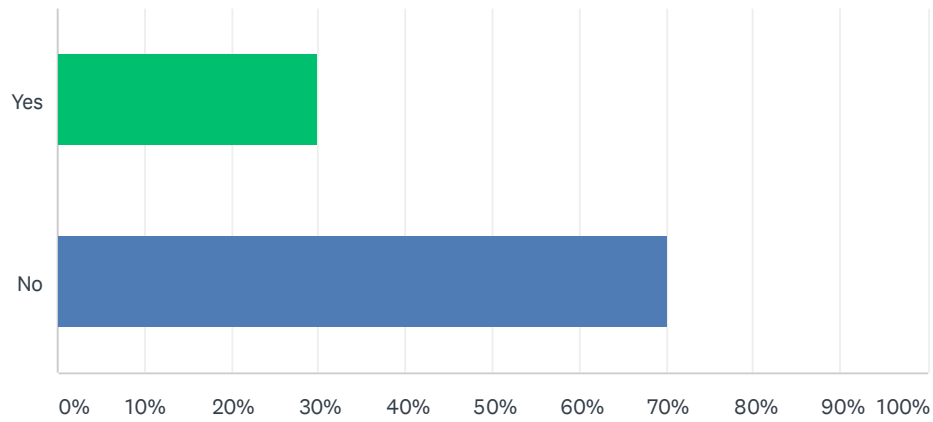
Answered: 238 Skipped: 0



ANSWER CHOICES	RESPONSES	
Less than 30 minutes	0.84%	2
30 minutes to one hour	6.72%	16
One to two hours	22.69%	54
Two to three hours	27.31%	65
More than three hours	42.44%	101
TOTAL		238

Q8 Do you feel that remote schooling has had an adverse effect on your child's mental health?

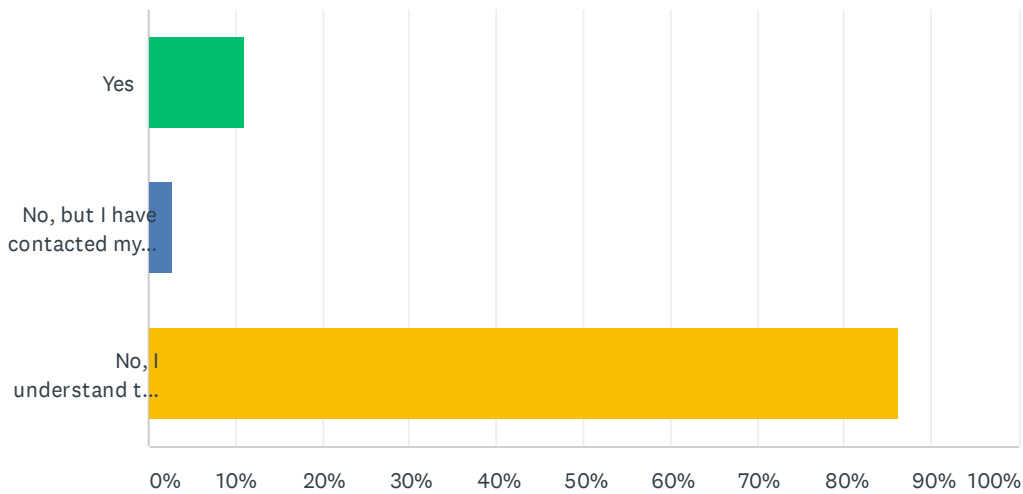
Answered: 238 Skipped: 0



ANSWER CHOICES	RESPONSES	
Yes	29.83%	71
No	70.17%	167
TOTAL		238

Q9 District 7 staff is available to help students through difficulties that they may be facing. This is true whether students are in an in-person, hybrid, or remote learning setting. If you would like your child to speak with a District 7 counselor, social worker, or school psychologist, please contact your child's building principal who can help start this process.

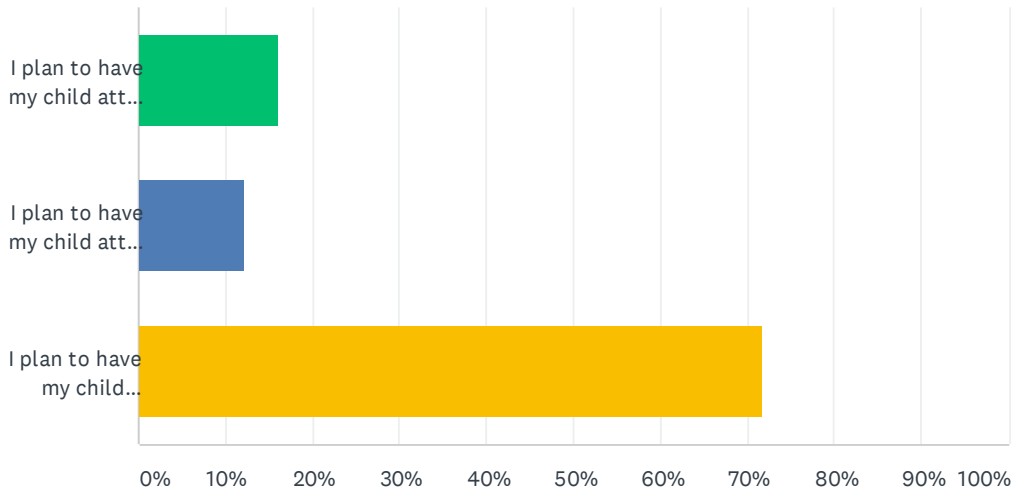
Answered: 72 Skipped: 166



ANSWER CHOICES	RESPONSES	
Yes	11.11%	8
No, but I have contacted my child's principal to start the process	2.78%	2
No, I understand that District 7 can provide services for my child, but I am not interested at this time.	86.11%	62
TOTAL		72

Q10 Which best represents your current feelings regarding in-person vs. remote instruction for your child(ren) for the second semester--Please note that you are not committing to this today. Later this month, you will be asked to commit to remote or in-person instruction for the second semester.

Answered: 237 Skipped: 1



ANSWER CHOICES	RESPONSES	
I plan to have my child attend school in-person for the second semester only if my child's school stays in the hybrid (A/B day) system and can keep the students socially distanced in the classrooms.	16.03%	38
I plan to have my child attend school in-person for the second semester regardless of whether students are in a hybrid or a five day a week system	12.24%	29
I plan to have my child continue 100% remote instruction for the second semester.	71.73%	170
TOTAL		237