

Edwardsville District 7 Parent Survey

Monday, June 15, 2020

142

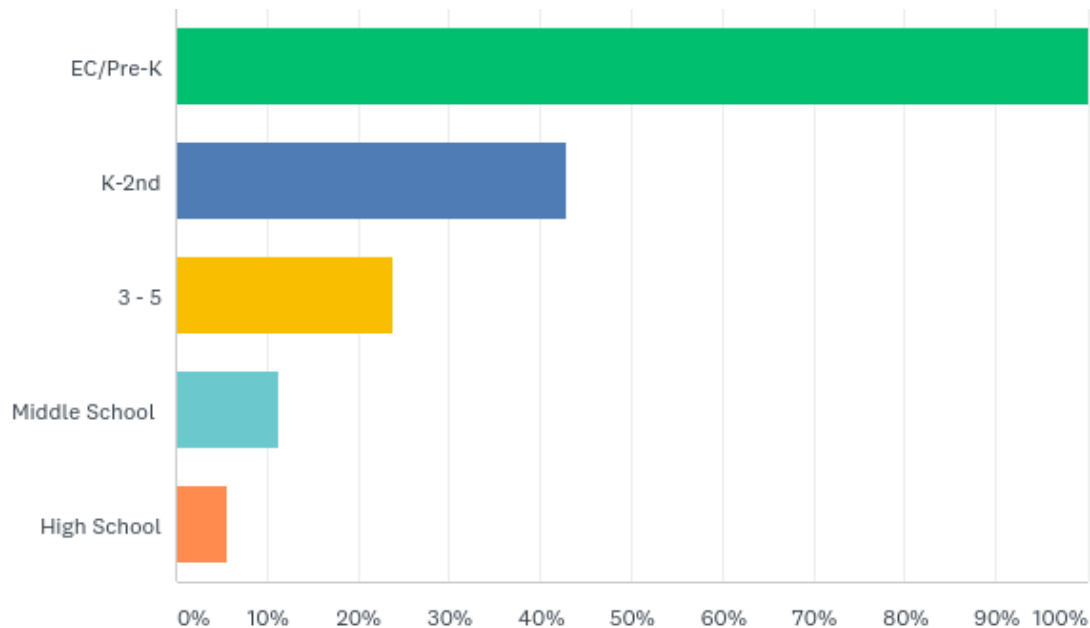
Total Responses

Date Created: Thursday, May 28, 2020

Complete Responses: 98

Q1: In which grades were your children enrolled this past spring? Select all that apply.

Answered: 142 Skipped: 0



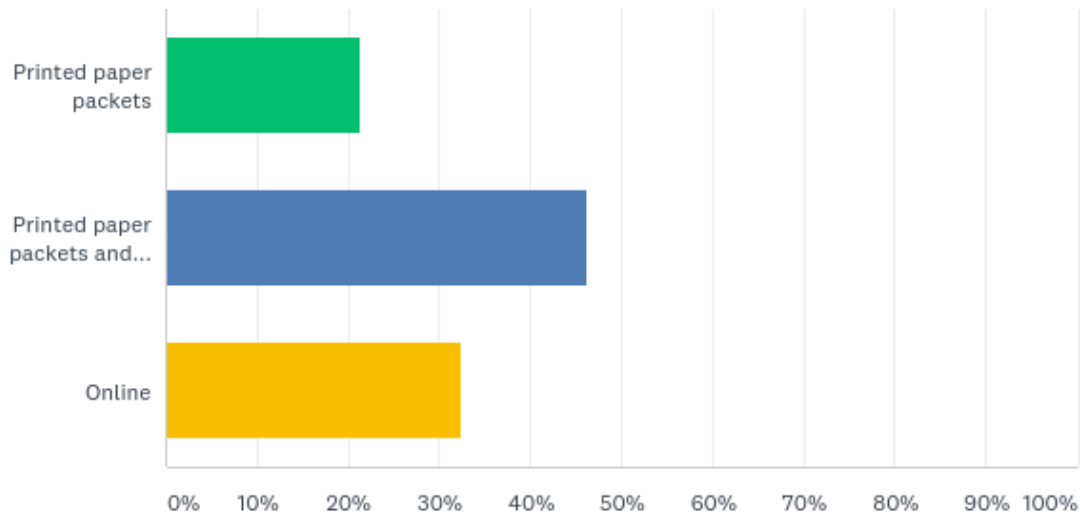
Q1: In which grades were your children enrolled this past spring? Select all that apply.

Answered: 142 Skipped: 0

ANSWER CHOICES	RESPONSES	
EC/Pre-K	100.00%	142
K-2nd	42.96%	61
3 - 5	23.94%	34
Middle School	11.27%	16
High School	5.63%	8
Total Respondents: 142		

Q2: If you checked more than one box in question 1, please answer the following questions for the student that had the most challenging remote learning experience. How did your child complete his/her work this spring?

Answered: 136 Skipped: 6



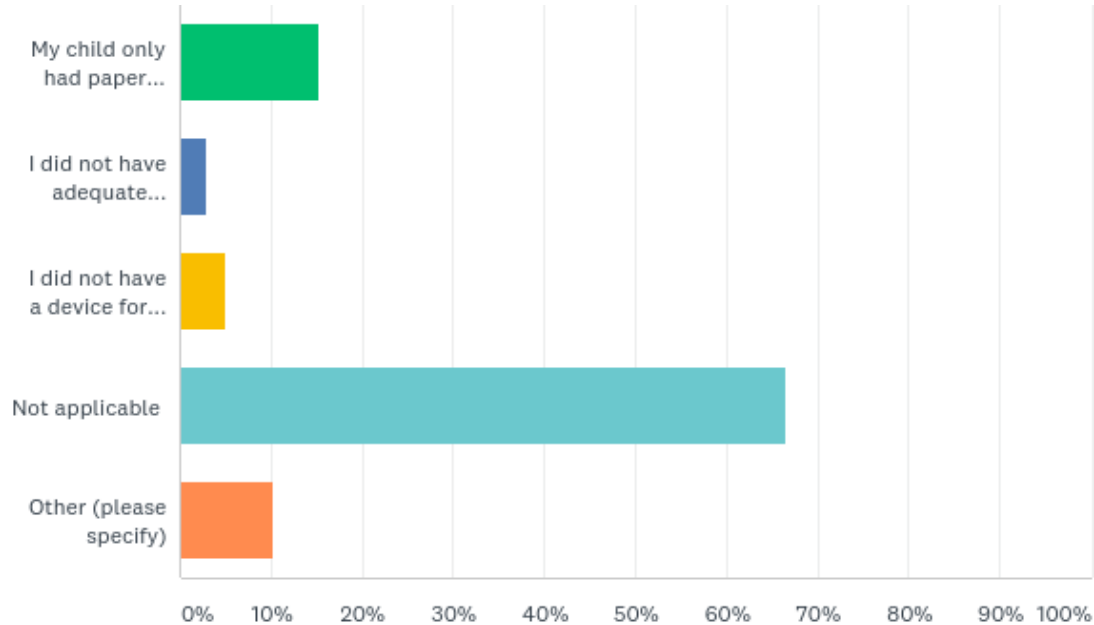
Q2: If you checked more than one box in question 1, please answer the following questions for the student that had the most challenging remote learning experience. How did your child complete his/her work this spring?

Answered: 136 Skipped: 6

ANSWER CHOICES	RESPONSES	
Printed paper packets	21.32%	29
Printed paper packets and online	46.32%	63
Online	32.35%	44
TOTAL		136

Q3: If your child completed his/her spring work by printed packet only, please indicate the circumstances or challenges you were facing in completing the online work.

Answered: 137 Skipped: 5



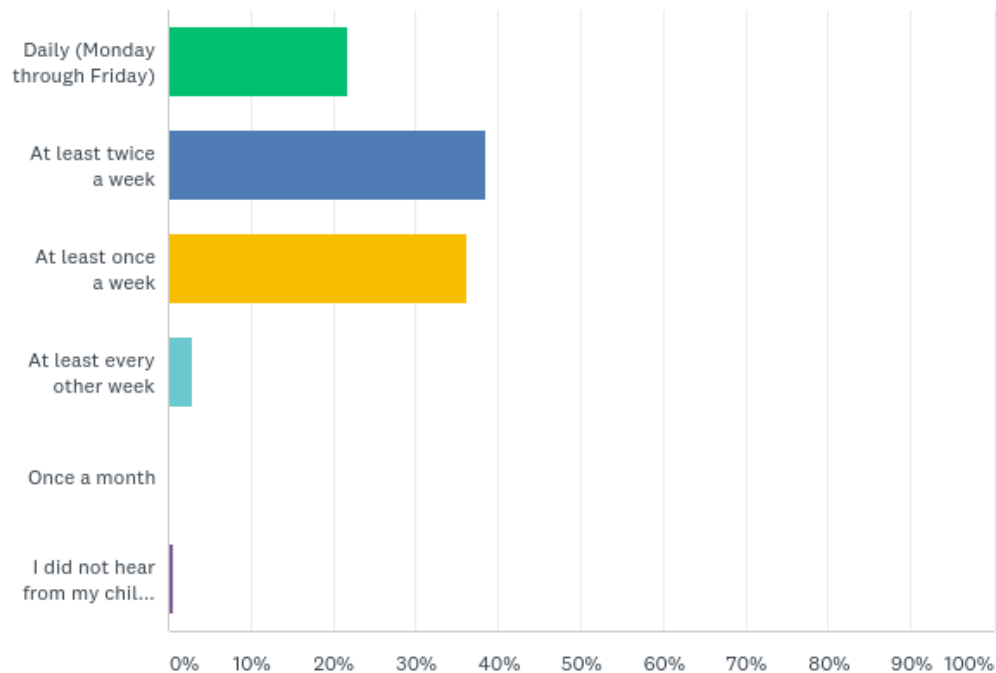
Q3: If your child completed his/her spring work by printed packet only, please indicate the circumstances or challenges you were facing in completing the online work.

Answered: 137 Skipped: 5

ANSWER CHOICES	RESPONSES	
My child only had paper packets available at his/her grade level.	15.33%	21
I did not have adequate internet services.	2.92%	4
I did not have a device for my student.	5.11%	7
Not applicable	66.42%	91
Other (please specify)	10.22%	14
TOTAL		137

Q4: How often did you hear from your child's teacher during the time of school closure?

Answered: 138 Skipped: 4



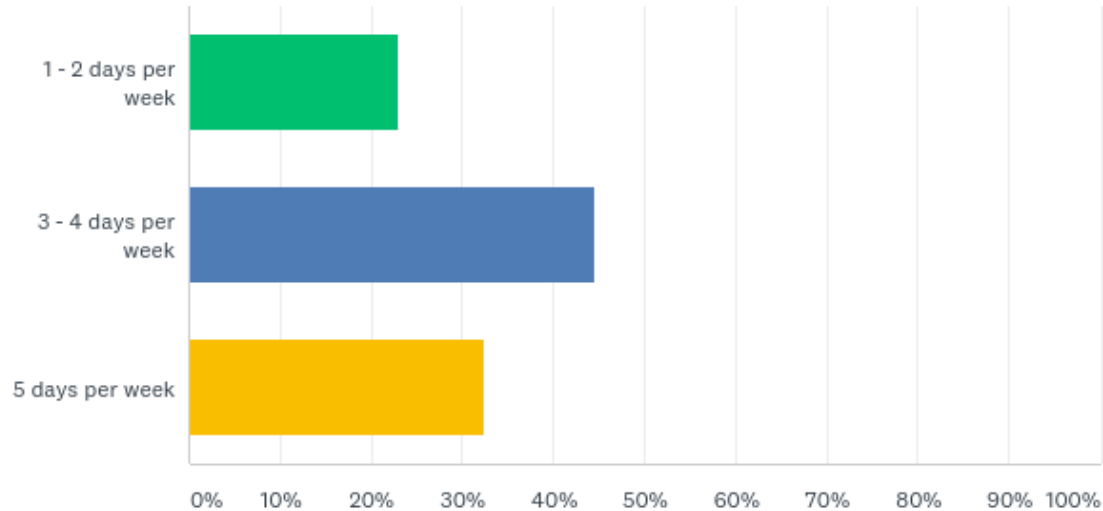
Q4: How often did you hear from your child's teacher during the time of school closure?

Answered: 138 Skipped: 4

ANSWER CHOICES	RESPONSES	
Daily (Monday through Friday)	21.74%	30
At least twice a week	38.41%	53
At least once a week	36.23%	50
At least every other week	2.90%	4
Once a month	0.00%	0
I did not hear from my child's teacher.	0.72%	1
TOTAL		138

Q5: How many days a week was your child engaged in remote learning?

Answered: 139 Skipped: 3



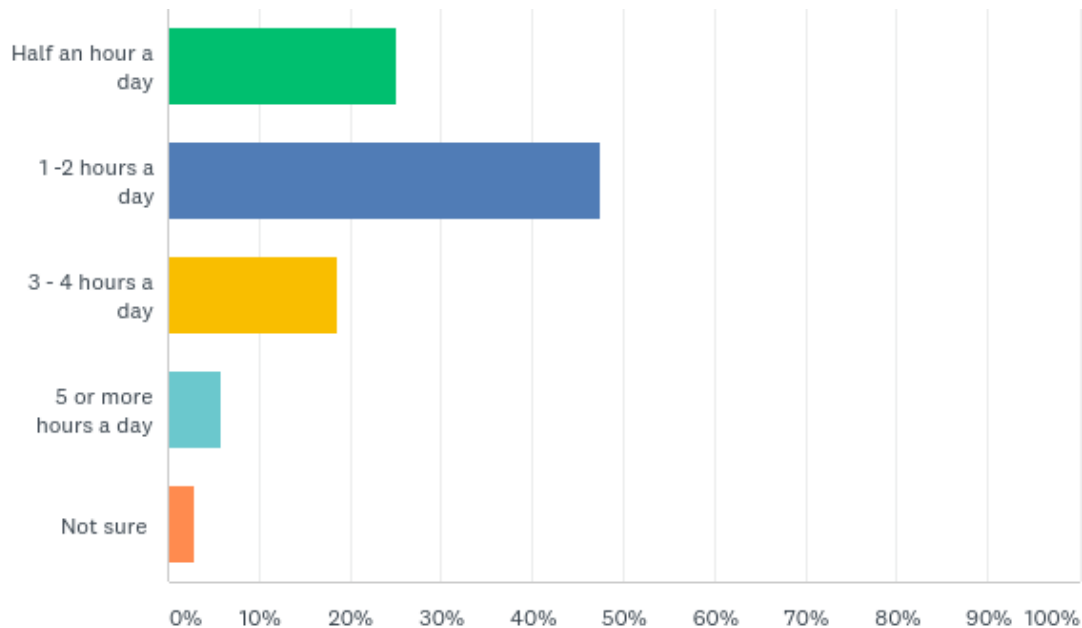
Q5: How many days a week was your child engaged in remote learning?

Answered: 139 Skipped: 3

ANSWER CHOICES	RESPONSES	
1 - 2 days per week	23.02%	32
3 - 4 days per week	44.60%	62
5 days per week	32.37%	45
TOTAL		139

Q6: How many hours each day was your child actively engaged in remote learning?

Answered: 139 Skipped: 3



Q6: How many hours each day was your child actively engaged in remote learning?

Answered: 139 Skipped: 3

ANSWER CHOICES	RESPONSES	
Half an hour a day	25.18%	35
1 -2 hours a day	47.48%	66
3 - 4 hours a day	18.71%	26
5 or more hours a day	5.76%	8
Not sure	2.88%	4
TOTAL		139

Answered: 139 Skipped: 3

Q7: For the following items, please think about your students' experience during the school closure.

	STRONGLY DISAGREE	DISAGREE	NEUTRAL	AGREE	STRONGLY AGREE	N/A	TOTAL	WEIGHTED AVERAGE
Remote learning assignments supported my child's academic growth.	15.11% 21	23.02% 32	25.18% 35	23.02% 32	10.79% 15	2.88% 4	139	2.91
Instructional strategies were personalized to address students needs.	15.83% 22	30.22% 42	24.46% 34	17.27% 24	8.63% 12	3.60% 5	139	2.72
The amount of schoolwork assigned was appropriate to help my child(ren) continue learning.	10.07% 14	18.71% 26	19.42% 27	36.69% 51	12.23% 17	2.88% 4	139	3.23
My child(ren) knew how to submit assignments.	9.35% 13	20.86% 29	13.67% 19	21.58% 30	8.63% 12	25.90% 36	139	2.99
My child(ren) felt capable of accomplishing what was expected.	6.47% 9	17.99% 25	15.83% 22	37.41% 52	15.11% 21	7.19% 10	139	3.40
My child(ren) required adult assistance to complete the assignments.	0.72% 1	2.17% 3	10.87% 15	30.43% 42	52.90% 73	2.90% 4	138	4.37
My child(ren) was/were able to communicate with teachers through an online platform, video conference, or other method.	2.90% 4	7.25% 10	12.32% 17	51.45% 71	23.19% 32	2.90% 4	138	3.87
Materials and communications were provided in a way that is accessible to students with language needs. (if not applicable mark N/A)	2.17% 3	4.35% 6	10.14% 14	15.22% 21	4.35% 6	63.77% 88	138	3.42
My school(s) provided clear communication during the time of school closure.	1.45% 2	3.62% 5	12.32% 17	41.30% 57	39.86% 55	1.45% 2	138	4.16

Q8: Please check the obstacles your family faced during spring remote learning. (Check all that apply)

Answered: 131 Skipped: 11

ANSWER CHOICES	RESPONSES	
Food insecurity	2.29%	3
Lack of communication from school	8.40%	11
Family illness	0.00%	0
Lack of childcare	41.22%	54
Mental Health concerns	24.43%	32
Limited access to technology (laptop, tablet, etc)	24.43%	32
Limited access to internet	9.16%	12
Competing priorities (parent employment, multiple student home, etc)	0.00%	0
Parent(s) is an essential worker	0.00%	0
Families unsure of how to navigate LMS	24.43%	32
Challenges in varied student expectations from grade to grade	45.04%	59
Need more academic support	0.00%	0
Not enough virtual face time with the teacher	35.11%	46
Total Respondents: 131		

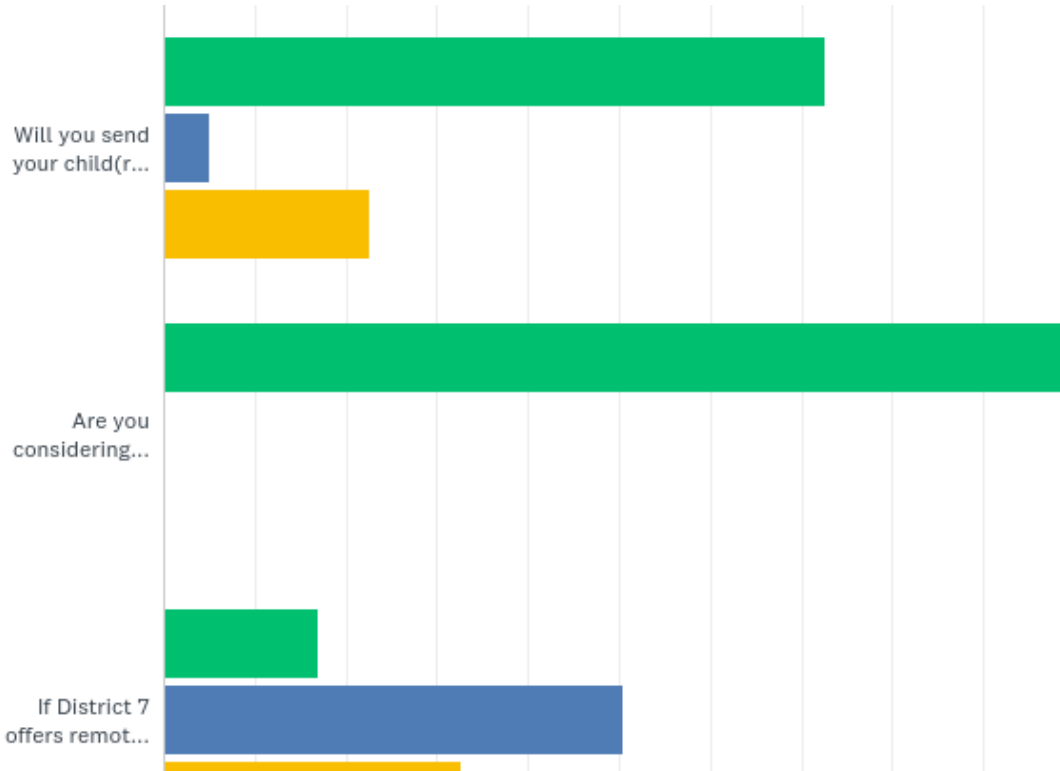
	THIS MUST BE IN PLACE BEFORE I WOULD SEND MY CHILD TO SCHOOL.	THIS WOULD MAKE ME MORE COMFORTABLE SENDING MY CHILD TO SCHOOL.	THIS WOULD NOT AFFECT MY DECISION OF WHETHER TO SEND MY CHILD TO SCHOOL.	THIS WOULD MAKE ME UNCOMFORTABLE SENDING MY CHILD TO SCHOOL.	I WOULD NOT SEND MY CHILD TO SCHOOL IF THIS WERE IN PLACE.	TOTAL
The school is thoroughly cleaned at least once a day.	35.46% 50	43.26% 61	19.15% 27	1.42% 2	0.71% 1	141
Students are required to wear masks during the school day.	7.04% 10	21.13% 30	33.80% 48	26.76% 38	11.27% 16	142
Staff are required to wear masks during the school day.	14.79% 21	33.10% 47	38.73% 55	9.15% 13	4.23% 6	142
Students and staff are screened for symptoms before entering the school.	30.28% 43	48.59% 69	18.31% 26	2.11% 3	0.70% 1	142
Students and staff maintain at least 6ft of distance from other people at all times.	11.27% 16	26.06% 37	36.62% 52	19.01% 27	7.04% 10	142
Students and staff regularly wash hands with soap and water.	54.93% 78	37.32% 53	7.04% 10	0.00% 0	0.70% 1	142
Hand sanitizer is provided in each classroom and frequently used.	48.59% 69	39.44% 56	11.27% 16	0.00% 0	0.70% 1	142
Classrooms are better ventilated with windows and doors open and fans on where applicable.	0.00% 0	100.00% 1	0.00% 0	0.00% 0	0.00% 0	1
Student belongings are separated and there are no communal supplies used.	23.94% 34	45.77% 65	28.17% 40	0.70% 1	1.41% 2	142
Cafeteria food is individually packaged.	7.80% 11	30.50% 43	57.45% 81	2.84% 4	1.42% 2	141
Reduced class size	9.93% 14	42.55% 60	44.68% 63	2.13% 3	0.71% 1	141
Reduced bus capacity	8.63% 12	24.46% 34	63.31% 88	2.16% 3	1.44% 2	139
Lunch is served in individual classrooms.	5.00% 7	27.14% 38	54.29% 76	10.00% 14	3.57% 5	140
Recess is scheduled to keep children contained to small groups.	8.45% 12	42.25% 60	40.14% 57	5.63% 8	3.52% 5	142
School resumes with a hybrid	4.96% 7	21.28% 30	48.23% 68	14.89% 21	10.64% 15	141

Answered: 142 Skipped: 0

Q10: For the remainder of the survey, you will want to think about August of 2020 while answering. As schools across the state consider the guidelines issued by the CDC, ISBE, and IDPH, there are different precautions being examined to allow students and staff to return to school buildings safely. Please indicate how each precaution would affect your willingness to send your child to school.

Q11: Please respond to the following questions related to your current thinking on students returning to school.

Answered: 142 Skipped: 0



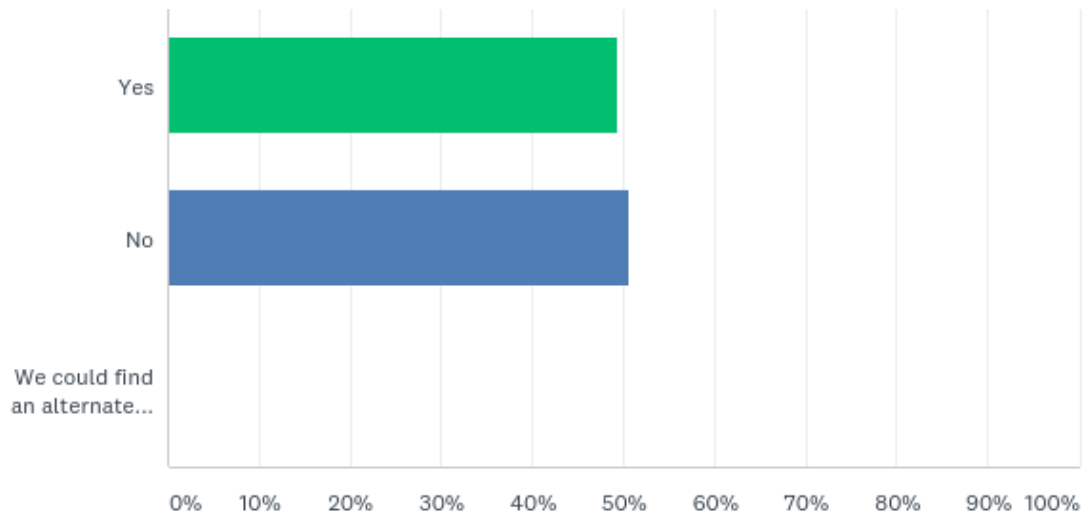
Q11: Please respond to the following questions related to your current thinking on students returning to school.

Answered: 142 Skipped: 0

	YES	NO	UNSURE AT THIS TIME	TOTAL
Will you send your child(ren) to school in the fall if schools are permitted to be open for in-person learning?	72.54% 103	4.93% 7	22.54% 32	142
Are you considering on-line/virtual school for your child(ren) to ensure his/her/they safety for next school year?	100.00% 1	0.00% 0	0.00% 0	1
If District 7 offers remote learning as an alternative to in-person learning in the fall, would you choose remote learning for your child(ren)?	17.02% 24	50.35% 71	32.62% 46	141
Do you plan to homeschool your child(ren) next year?	2.82% 4	71.83% 102	25.35% 36	142

Q12: Do you plan to have your student ride the bus to school in the morning?

Answered: 142 Skipped: 0



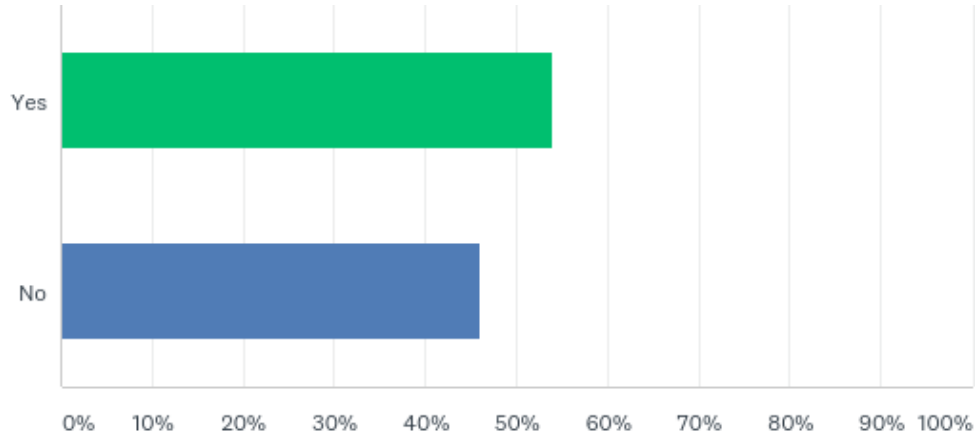
Q12: Do you plan to have your student ride the bus to school in the morning?

Answered: 142 Skipped: 0

ANSWER CHOICES	RESPONSES	
Yes	49.30%	70
No	50.70%	72
We could find an alternate form of transportation if needed	0.00%	0
TOTAL		142

Q13: Do you plan to have your student ride the bus in the afternoon?

Answered: 141 Skipped: 1



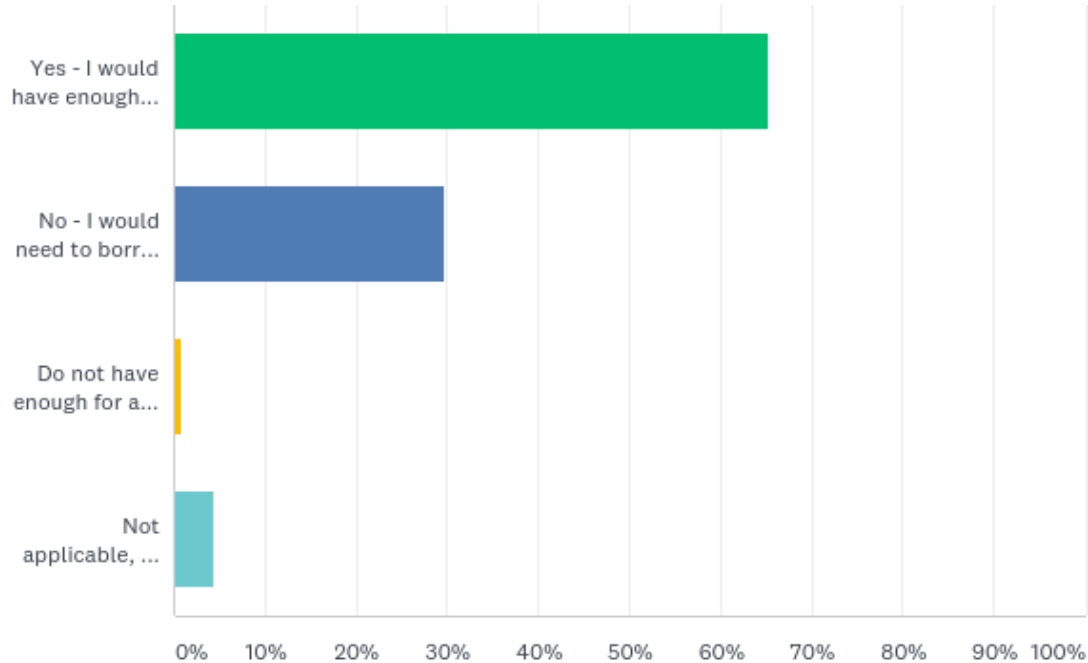
Q13: Do you plan to have your student ride the bus in the afternoon?

Answered: 141 Skipped: 1

ANSWER CHOICES	RESPONSES	
Yes	53.90%	76
No	46.10%	65
TOTAL		141

beginning this fall. Please answer the following question only if you have a child(ren) entering kindergarten through 8th grade. Do you have a device at home your child(ren) could use if remote learning is necessary?

Answered: 135 Skipped: 7



beginning this fall. Please answer the following question only if you have a child(ren) entering kindergarten through 8th grade. Do you have a device at home your child(ren) could use if remote learning is necessary?

Answered: 135 Skipped: 7

ANSWER CHOICES	RESPONSES	
Yes - I would have enough devices in my household to support remote learning for my child(ren).	65.19%	88
No - I would need to borrow or check out a device from my child's school in order to support remote learning from my household.	29.63%	40
Do not have enough for all students in my home	0.74%	1
Not applicable, I have a high school student.	4.44%	6
TOTAL		135