

# Edwardsville District 7 Parent Survey

Monday, June 15, 2020

# 994

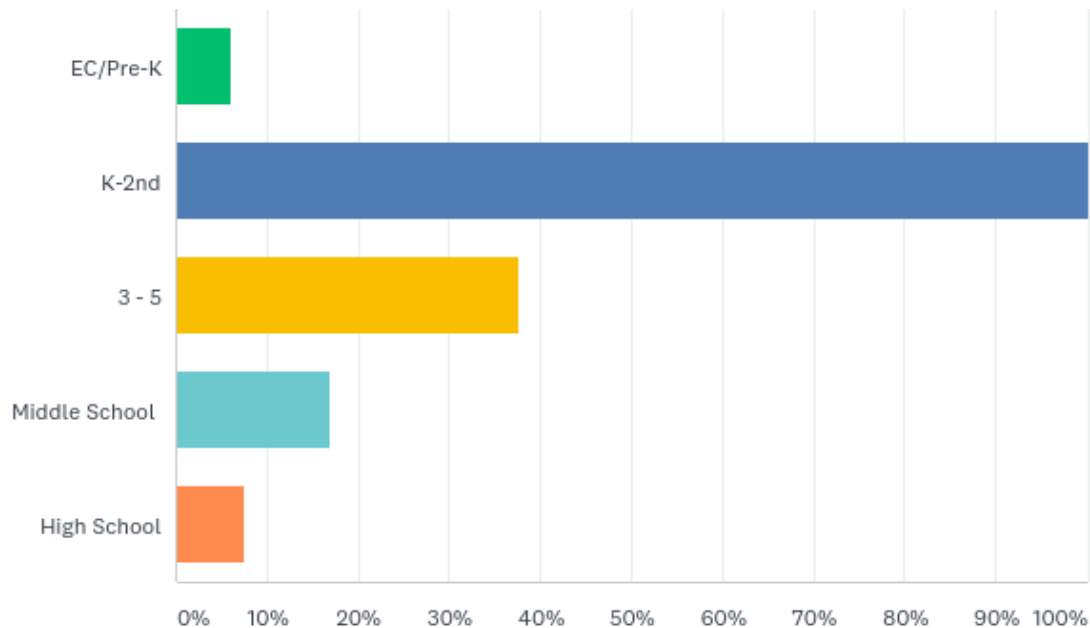
Total Responses

Date Created: Thursday, May 28, 2020

Complete Responses: 582

# Q1: In which grades were your children enrolled this past spring? Select all that apply.

Answered: 994 Skipped: 0



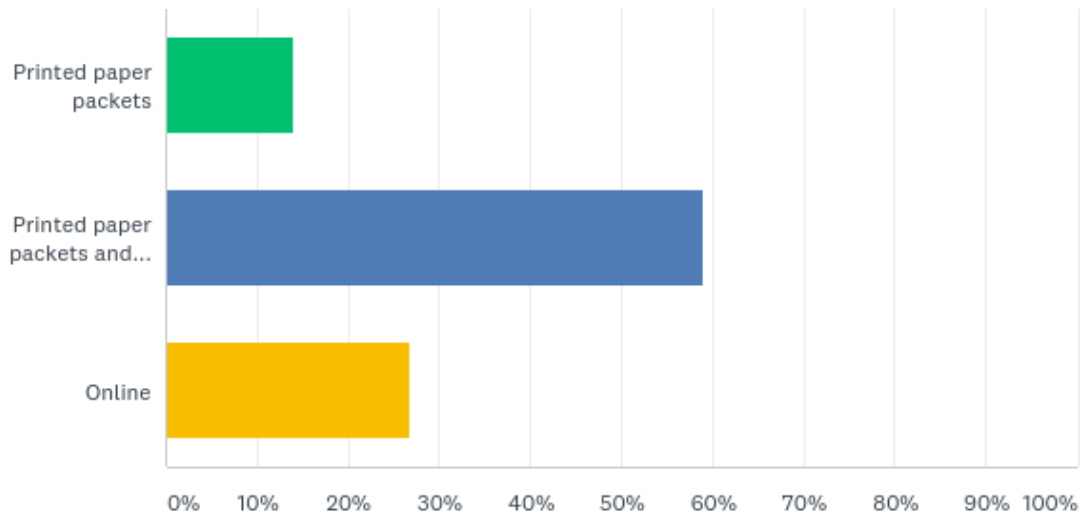
# Q1: In which grades were your children enrolled this past spring? Select all that apply.

Answered: 994 Skipped: 0

ANSWER CHOICES	RESPONSES	
EC/Pre-K	6.14%	61
K-2nd	100.00%	994
3 - 5	37.63%	374
Middle School	16.90%	168
High School	7.55%	75
Total Respondents: 994		

## Q2: If you checked more than one box in question 1, please answer the following questions for the student that had the most challenging remote learning experience. How did your child complete his/her work this spring?

Answered: 985 Skipped: 9



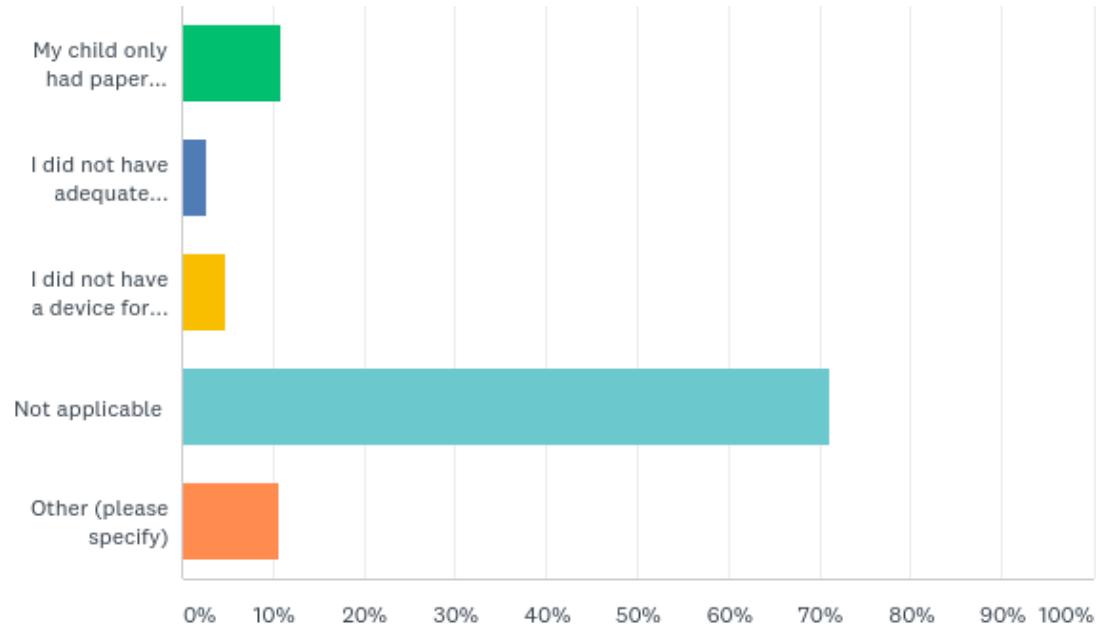
## Q2: If you checked more than one box in question 1, please answer the following questions for the student that had the most challenging remote learning experience. How did your child complete his/her work this spring?

Answered: 985 Skipped: 9

ANSWER CHOICES	RESPONSES	
Printed paper packets	14.11%	139
Printed paper packets and online	59.09%	582
Online	26.80%	264
TOTAL		985

### Q3: If your child completed his/her spring work by printed packet only, please indicate the circumstances or challenges you were facing in completing the online work.

Answered: 972 Skipped: 22



### Q3: If your child completed his/her spring work by printed packet only, please indicate the circumstances or challenges you were facing in completing the online work.

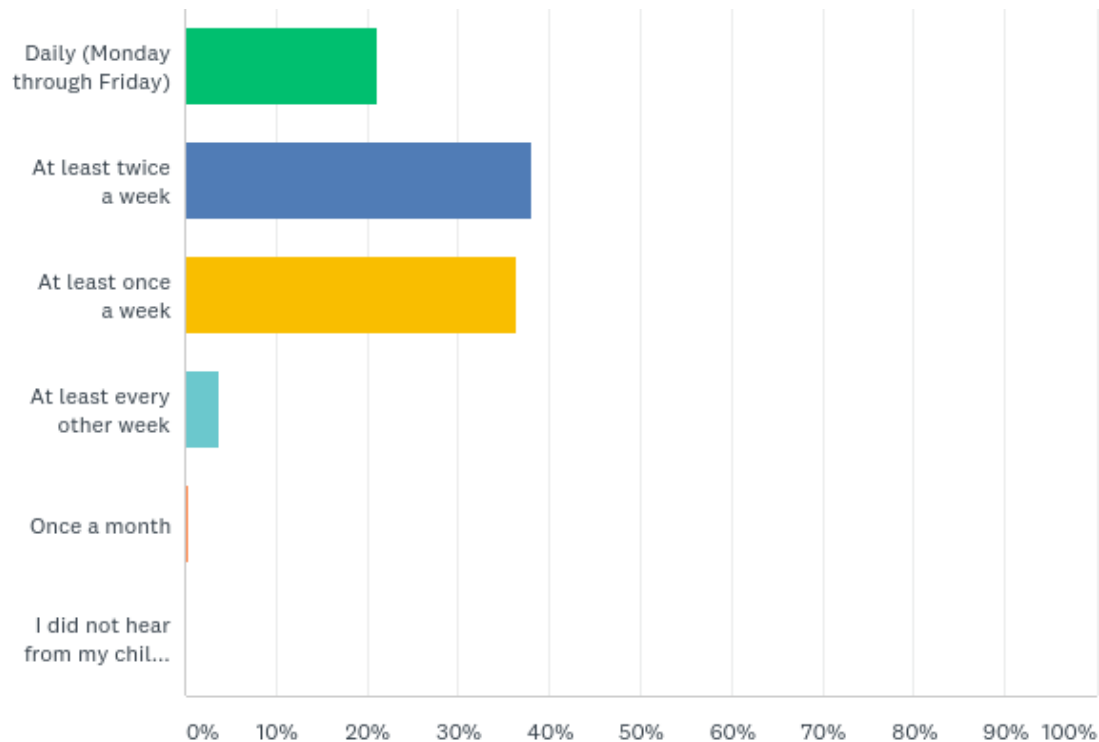
Answered: 972 Skipped: 22

ANSWER CHOICES	RESPONSES	
My child only had paper packets available at his/her grade level.	10.80%	105
I did not have adequate internet services.	2.78%	27
I did not have a device for my student.	4.73%	46
Not applicable	71.09%	691
Other (please specify)	10.60%	103
<b>TOTAL</b>		<b>972</b>



## Q4: How often did you hear from your child's teacher during the time of school closure?

Answered: 994 Skipped: 0



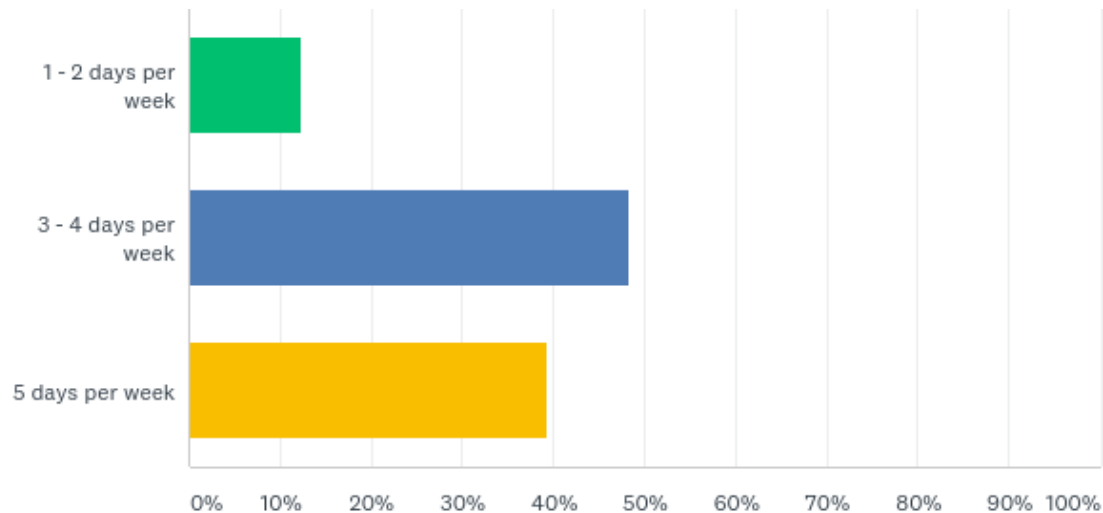
## Q4: How often did you hear from your child's teacher during the time of school closure?

Answered: 994 Skipped: 0

ANSWER CHOICES	RESPONSES	
Daily (Monday through Friday)	21.23%	211
At least twice a week	38.03%	378
At least once a week	36.42%	362
At least every other week	3.72%	37
Once a month	0.40%	4
I did not hear from my child's teacher.	0.20%	2
<b>TOTAL</b>		<b>994</b>

## Q5: How many days a week was your child engaged in remote learning?

Answered: 993 Skipped: 1



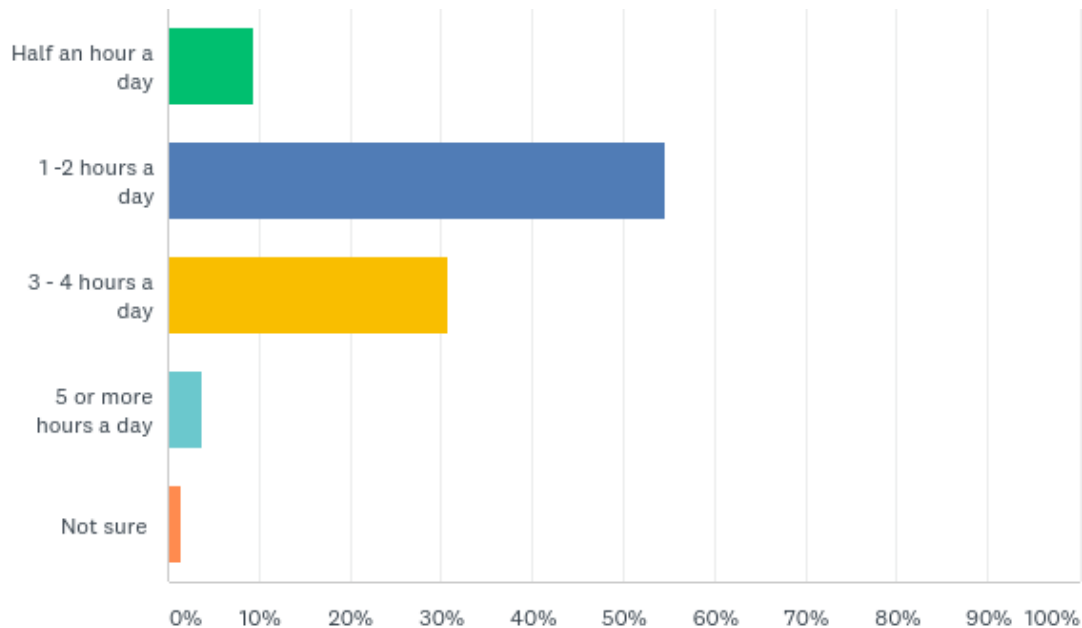
## Q5: How many days a week was your child engaged in remote learning?

Answered: 993 Skipped: 1

ANSWER CHOICES	RESPONSES	
1 - 2 days per week	12.39%	123
3 - 4 days per week	48.24%	479
5 days per week	39.38%	391
<b>TOTAL</b>		<b>993</b>

## Q6: How many hours each day was your child actively engaged in remote learning?

Answered: 994 Skipped: 0



## Q6: How many hours each day was your child actively engaged in remote learning?

Answered: 994 Skipped: 0

ANSWER CHOICES	RESPONSES	
Half an hour a day	9.46%	94
1 -2 hours a day	54.63%	543
3 - 4 hours a day	30.68%	305
5 or more hours a day	3.72%	37
Not sure	1.51%	15
<b>TOTAL</b>		<b>994</b>

Answered: 994 Skipped: 0

## Q7: For the following items, please think about your students' experience during the school closure.

	STRONGLY DISAGREE	DISAGREE	NEUTRAL	AGREE	STRONGLY AGREE	N/A	TOTAL	WEIGHTED AVERAGE
Remote learning assignments supported my child's academic growth.	15.81% 157	24.67% 245	22.96% 228	30.11% 299	6.14% 61	0.30% 3	993	2.86
Instructional strategies were personalized to address students needs.	18.53% 184	34.24% 340	25.18% 250	16.21% 161	3.73% 37	2.11% 21	993	2.51
The amount of schoolwork assigned was appropriate to help my child(ren) continue learning.	11.17% 111	18.71% 186	27.06% 269	36.02% 358	6.54% 65	0.50% 5	994	3.08
My child(ren) knew how to submit assignments.	8.15% 81	17.91% 178	15.59% 155	34.51% 343	8.25% 82	15.59% 155	994	3.20
My child(ren) felt capable of accomplishing what was expected.	6.34% 63	17.00% 169	16.30% 162	44.16% 439	15.29% 152	0.91% 9	994	3.45
My child(ren) required adult assistance to complete the assignments.	1.31% 13	3.42% 34	8.85% 88	39.94% 397	45.67% 454	0.80% 8	994	4.26
My child(ren) was/were able to communicate with teachers through an online platform, video conference, or other method.	4.43% 44	8.45% 84	9.66% 96	50.20% 499	25.65% 255	1.61% 16	994	3.86
Materials and communications were provided in a way that is accessible to students with language needs. (if not applicable mark N/A)	2.01% 20	2.92% 29	6.04% 60	9.26% 92	3.92% 39	75.86% 754	994	3.42
My school(s) provided clear communication during the time of school closure.	2.11% 21	5.84% 58	12.27% 122	50.60% 503	28.87% 287	0.30% 3	994	3.99

## Q8: Please check the obstacles your family faced during spring remote learning. (Check all that apply)

Answered: 950 Skipped: 44

ANSWER CHOICES	RESPONSES
Food insecurity	2.00% 19
Lack of communication from school	9.26% 88
Family illness	0.00% 0
Lack of childcare	42.74% 406
Mental Health concerns	19.68% 187
Limited access to technology (laptop, tablet, etc)	22.53% 214
Limited access to internet	8.42% 80
Competing priorities (parent employment, multiple student home, etc)	0.00% 0
Parent(s) is an essential worker	0.00% 0
Families unsure of how to navigate LMS	27.16% 258
Challenges in varied student expectations from grade to grade	41.26% 392
Need more academic support	0.00% 0
Not enough virtual face time with the teacher	43.68% 415
Total Respondents: 950	



Answered: 994 Skipped: 0

**Q10: For the remainder of the survey, you will want to think about August of 2020 while answering. As schools across the state consider the guidelines issued by the CDC, ISBE, and IDPH, there are different precautions being examined to allow students and staff to return to school buildings safely. Please indicate how each precaution would affect your willingness to send your child to school.**

	THIS MUST BE IN PLACE BEFORE I WOULD SEND MY CHILD TO SCHOOL.	THIS WOULD MAKE ME MORE COMFORTABLE SENDING MY CHILD TO SCHOOL.	THIS WOULD NOT AFFECT MY DECISION OF WHETHER TO SEND MY CHILD TO SCHOOL.	THIS WOULD MAKE ME UNCOMFORTABLE SENDING MY CHILD TO SCHOOL.	I WOULD NOT SEND MY CHILD TO SCHOOL IF THIS WERE IN PLACE.	TOTAL
The school is thoroughly cleaned at least once a day.	38.07% 378	46.02% 457	13.70% 136	1.41% 14	0.81% 8	993
Students are required to wear masks during the school day.	8.47% 84	22.68% 225	31.85% 316	25.00% 248	12.00% 119	992
Staff are required to wear masks during the school day.	15.41% 153	25.18% 250	41.69% 414	12.69% 126	5.04% 50	993
Students and staff are screened for symptoms before entering the school.	29.28% 291	43.06% 428	21.83% 217	3.32% 33	2.52% 25	994
Students and staff maintain at least 6ft of distance from other people at all times.	10.18% 101	22.08% 219	42.54% 422	17.34% 172	7.86% 78	992
Students and staff regularly wash hands with soap and water.	50.50% 502	40.85% 406	7.55% 75	0.20% 2	0.91% 9	994
Hand sanitizer is provided in each classroom and frequently used.	47.08% 468	40.95% 407	10.46% 104	0.60% 6	0.91% 9	994
Classrooms are better ventilated - with windows and doors open and fans on where applicable.	0.00% 0	0.00% 0	0.00% 0	0.00% 0	0.00% 0	0
Student belongings are separated and there are no communal supplies used.	26.18% 260	41.89% 416	28.40% 282	2.11% 21	1.41% 14	993
Cafeteria food is individually packaged.	10.51% 104	23.33% 231	61.21% 606	3.54% 35	1.41% 14	990
Reduced class size	12.90% 128	37.50% 372	46.17% 458	1.92% 19	1.51% 15	992
Reduced bus capacity	10.40% 103	25.76% 255	60.40% 598	1.52% 15	1.92% 19	990
Lunch is served in individual classrooms.	6.87% 68	26.16% 259	51.31% 508	11.52% 114	4.14% 41	990
Recess is scheduled to keep children contained to small groups.	10.17% 101	34.14% 339	43.10% 428	9.57% 95	3.02% 30	993
School requires with a hybrid schedule (Students attend some days not in-person)	4.94% 49	22.88% 227	45.36% 450	15.22% 151	11.59% 115	992

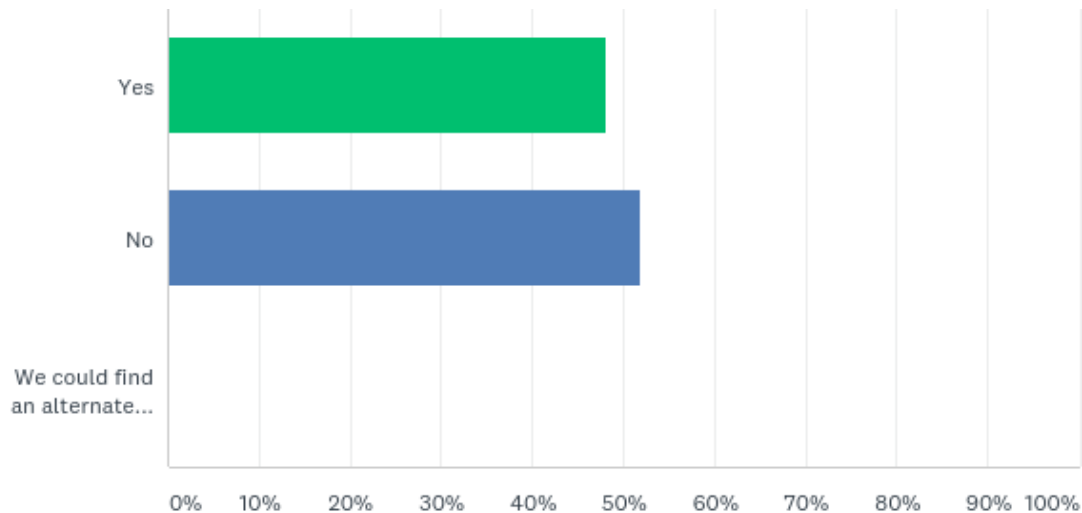
## Q11: Please respond to the following questions related to your current thinking on students returning to school.

Answered: 994 Skipped: 0

	YES	NO	UNSURE AT THIS TIME	TOTAL
Will you send your child(ren) to school in the fall if schools are permitted to be open for in-person learning?	73.72% 732	1.81% 18	24.47% 243	993
Are you considering on-line/virtual school for your child(ren) to ensure his/her/they safety for next school year?	0.00% 0	0.00% 0	0.00% 0	0
If District 7 offers remote learning as an alternative to in-person learning in the fall, would you choose remote learning for your child(ren)?	14.79% 147	48.69% 484	36.52% 363	994
Do you plan to homeschool your child(ren) next year?	1.21% 12	78.07% 776	20.72% 206	994

## Q12: Do you plan to have your student ride the bus to school in the morning?

Answered: 993 Skipped: 1



## Q12: Do you plan to have your student ride the bus to school in the morning?

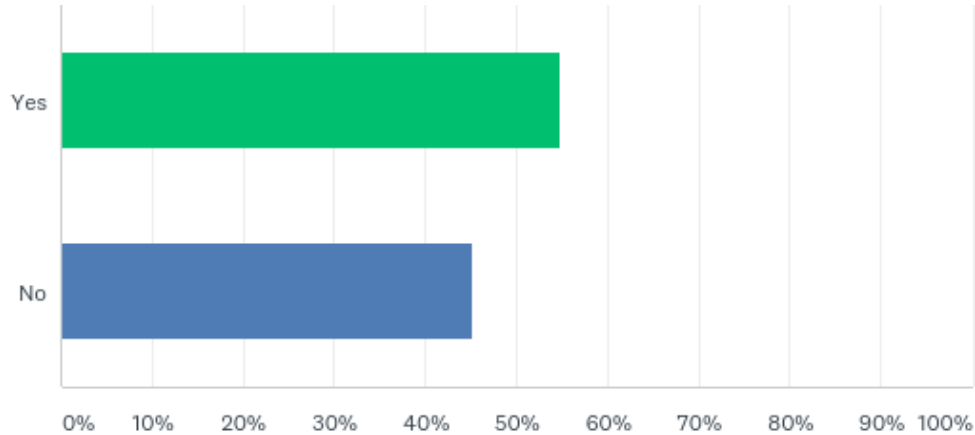
---

Answered: 993 Skipped: 1

ANSWER CHOICES	RESPONSES	
Yes	48.04%	477
No	51.96%	516
We could find an alternate form of transportation if needed	0.00%	0
TOTAL		993

## Q13: Do you plan to have your student ride the bus in the afternoon?

Answered: 991 Skipped: 3



## Q13: Do you plan to have your student ride the bus in the afternoon?

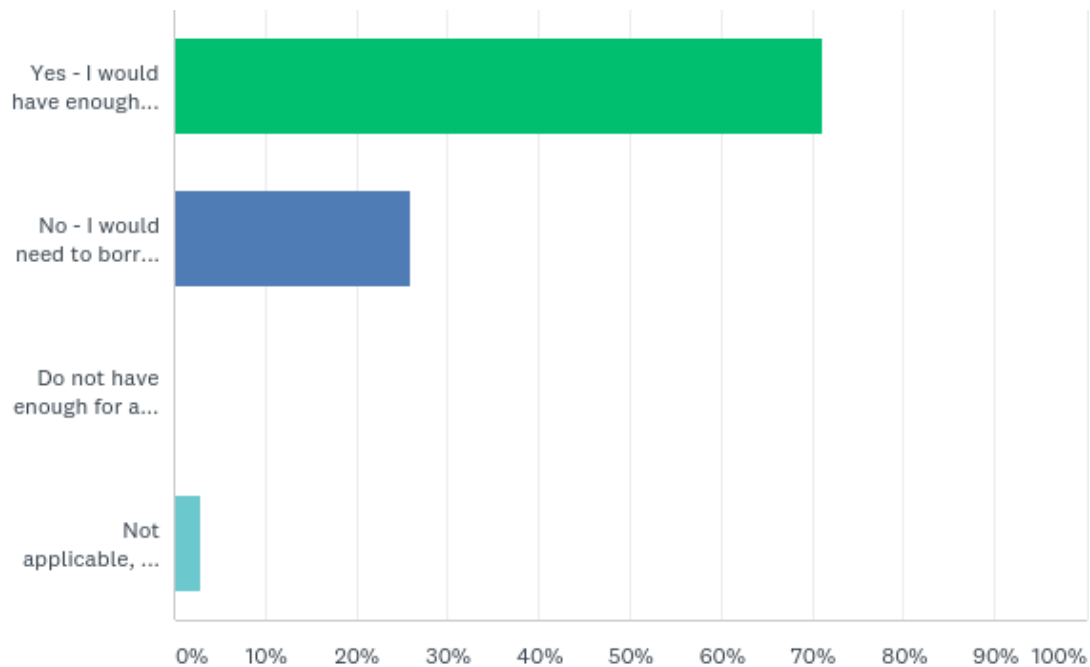
---

Answered: 991 Skipped: 3

ANSWER CHOICES	RESPONSES	
Yes	54.89%	544
No	45.11%	447
TOTAL		991

**Q14: District 7 plans to provide a device for all high school students beginning this fall. Please answer the following question only if you have a child(ren) entering kindergarten through 8th grade. Do you have a device at home your child(ren) could use if remote learning is necessary?**

Answered: 975 Skipped: 19



**Q14: District 7 plans to provide a device for all high school students beginning this fall. Please answer the following question only if you have a child(ren) entering kindergarten through 8th grade. Do you have a device at home your child(ren) could use if remote learning is necessary?**

Answered: 975 Skipped: 19

ANSWER CHOICES	RESPONSES
Yes - I would have enough devices in my household to support remote learning for my child(ren).	71.18% 694
No - I would need to borrow or check out a device from my child's school in order to support remote learning from my household.	25.85% 252
Do not have enough for all students in my home	0.00% 0
Not applicable, I have a high school student.	2.97% 29
<b>TOTAL</b>	<b>975</b>