

# Edwardsville District 7 Parent Survey

Monday, June 15, 2020

# 1077

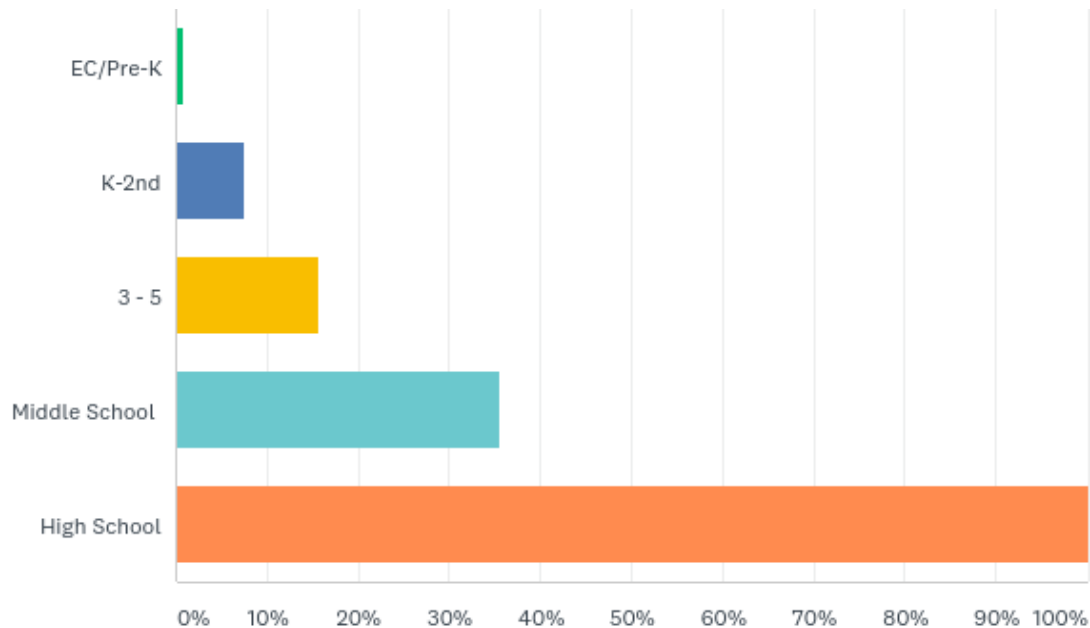
Total Responses

Date Created: Thursday, May 28, 2020

Complete Responses: 553

# Q1: In which grades were your children enrolled this past spring? Select all that apply.

Answered: 1,077 Skipped: 0



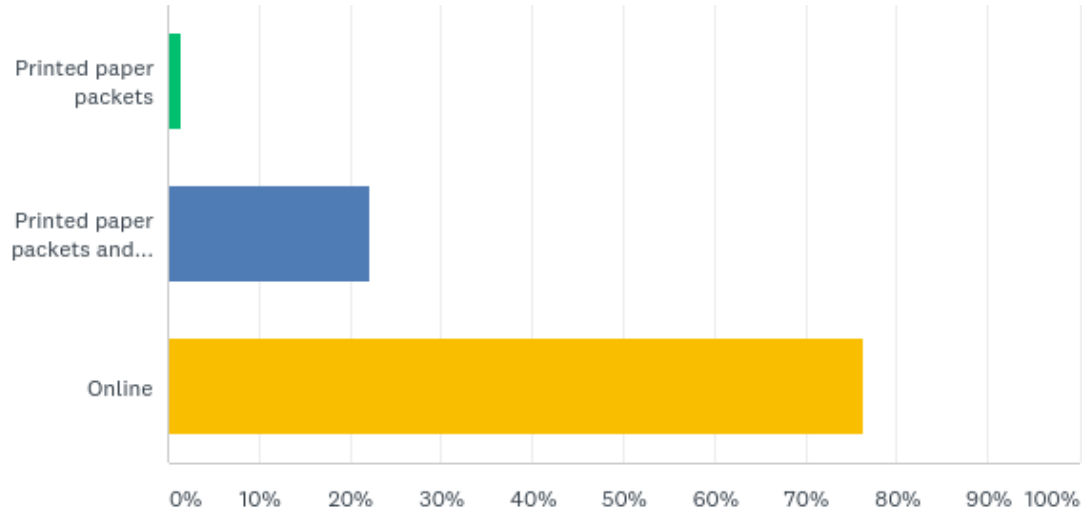
# Q1: In which grades were your children enrolled this past spring? Select all that apply.

Answered: 1,077 Skipped: 0

| ANSWER CHOICES           | RESPONSES |       |
|--------------------------|-----------|-------|
| EC/Pre-K                 | 0.74%     | 8     |
| K-2nd                    | 7.43%     | 80    |
| 3 - 5                    | 15.60%    | 168   |
| Middle School            | 35.56%    | 383   |
| High School              | 100.00%   | 1,077 |
| Total Respondents: 1,077 |           |       |

**Q2: If you checked more than one box in question 1, please answer the following questions for the student that had the most challenging remote learning experience. How did your child complete his/her work this spring?**

Answered: 1,034 Skipped: 43



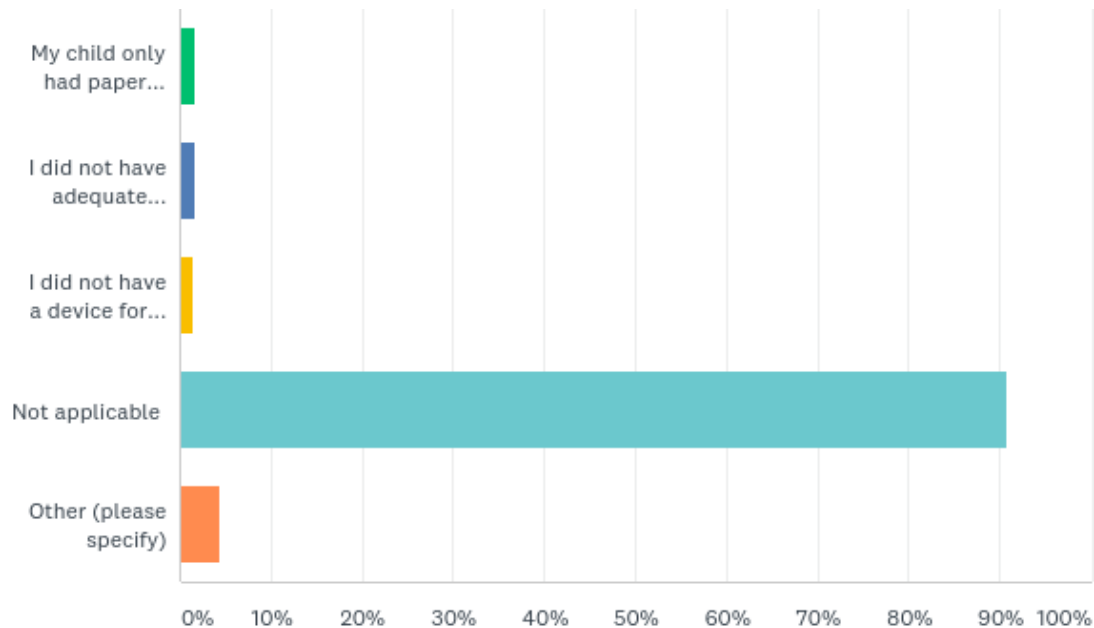
**Q2: If you checked more than one box in question 1, please answer the following questions for the student that had the most challenging remote learning experience. How did your child complete his/her work this spring?**

Answered: 1,034 Skipped: 43

| <b>ANSWER CHOICES</b>            | <b>RESPONSES</b> |              |
|----------------------------------|------------------|--------------|
| Printed paper packets            | 1.45%            | 15           |
| Printed paper packets and online | 22.15%           | 229          |
| Online                           | 76.40%           | 790          |
| <b>TOTAL</b>                     |                  | <b>1,034</b> |

**Q3: If your child completed his/her spring work by printed packet only, please indicate the circumstances or challenges you were facing in completing the online work.**

Answered: 1,013 Skipped: 64



**Q3: If your child completed his/her spring work by printed packet only, please indicate the circumstances or challenges you were facing in completing the online work.**

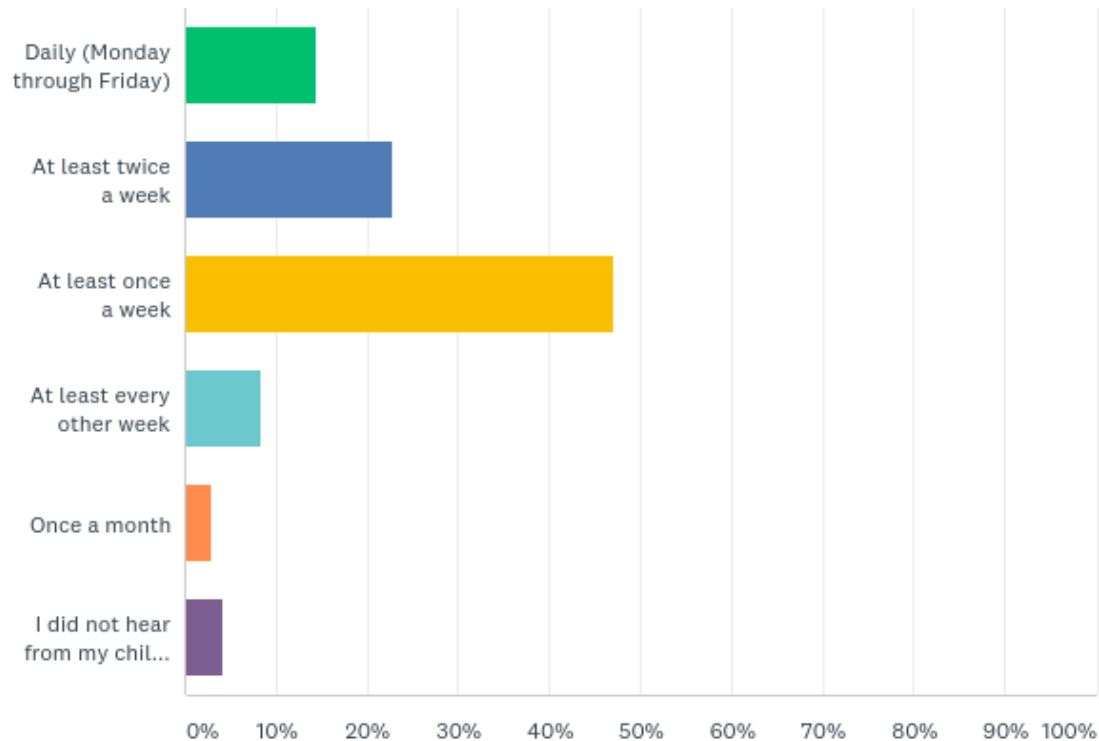
Answered: 1,013 Skipped: 64

| <b>ANSWER CHOICES</b>   | <b>RESPONSES</b> |              |
|---|------------------|--------------|
| My child only had paper packets available at his/her grade level. | 1.68%            | 17           |
| I did not have adequate internet services.                        | 1.78%            | 18           |
| I did not have a device for my student.                           | 1.48%            | 15           |
| Not applicable  | 90.72%           | 919          |
| Other (please specify)  | 4.34%            | 44           |
| <b>TOTAL</b>  |                  | <b>1,013</b> |



# Q4: How often did you hear from your child's teacher during the time of school closure?

Answered: 1,067 Skipped: 10



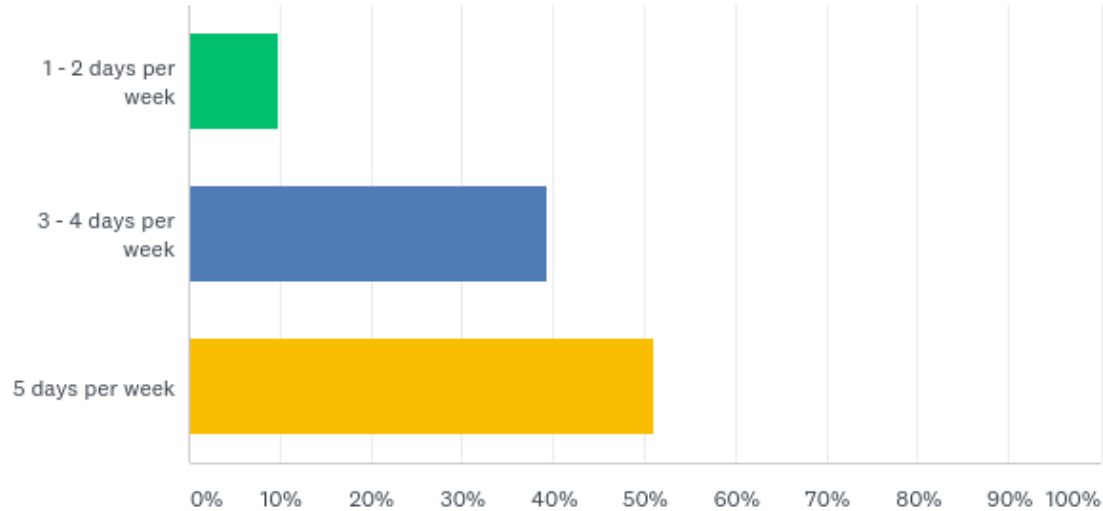
## Q4: How often did you hear from your child's teacher during the time of school closure?

Answered: 1,067 Skipped: 10

| ANSWER CHOICES                          | RESPONSES |       |
|---|-----------|-------|
| Daily (Monday through Friday)           | 14.53%    | 155   |
| At least twice a week                   | 22.77%    | 243   |
| At least once a week                    | 47.14%    | 503   |
| At least every other week               | 8.43%     | 90    |
| Once a month                            | 2.91%     | 31    |
| I did not hear from my child's teacher. | 4.22%     | 45    |
| TOTAL                                   |           | 1,067 |

## Q5: How many days a week was your child engaged in remote learning?

Answered: 1,073 Skipped: 4



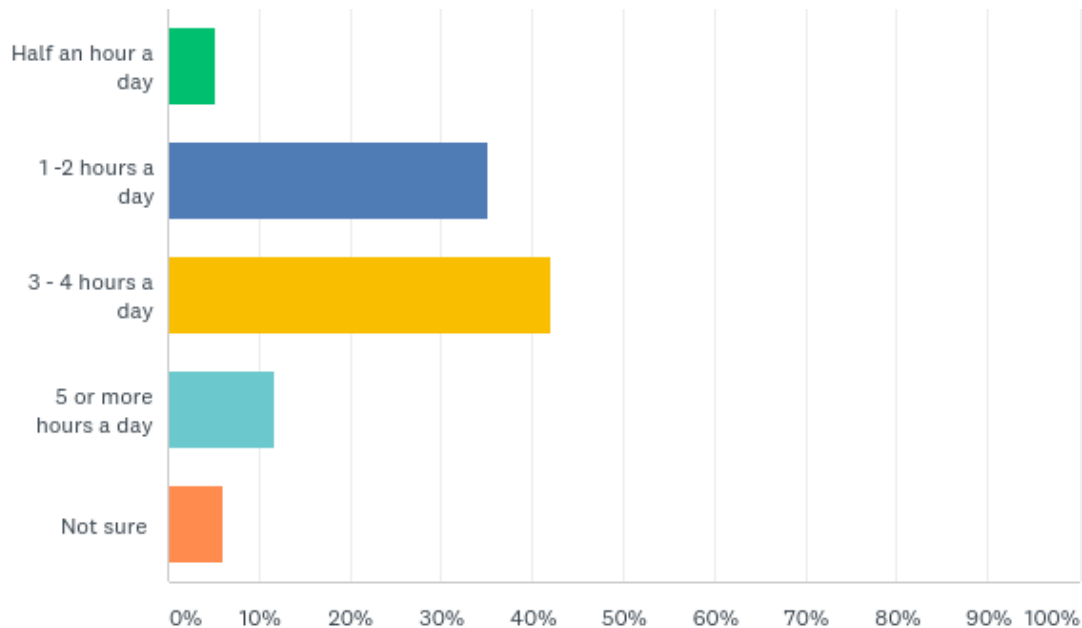
## Q5: How many days a week was your child engaged in remote learning?

Answered: 1,073 Skipped: 4

| ANSWER CHOICES      | RESPONSES |       |
|---------------------|-----------|-------|
| 1 - 2 days per week | 9.79%     | 105   |
| 3 - 4 days per week | 39.24%    | 421   |
| 5 days per week     | 50.98%    | 547   |
| TOTAL               |           | 1,073 |

## Q6: How many hours each day was your child actively engaged in remote learning?

Answered: 1,075 Skipped: 2



## Q6: How many hours each day was your child actively engaged in remote learning?

Answered: 1,075 Skipped: 2

| ANSWER CHOICES        | RESPONSES |              |
|-----------------------|-----------|--------------|
| Half an hour a day    | 5.21%     | 56           |
| 1 -2 hours a day      | 35.07%    | 377          |
| 3 - 4 hours a day     | 42.05%    | 452          |
| 5 or more hours a day | 11.63%    | 125          |
| Not sure              | 6.05%     | 65           |
| <b>TOTAL</b>          |           | <b>1,075</b> |

|  | STRONGLY DISAGREE | DISAGREE      | NEUTRAL       | AGREE         | STRONGLY AGREE | N/A           | TOTAL | WEIGHTED AVERAGE |
|--|-------------------|---------------|---------------|---------------|----------------|---------------|-------|------------------|
| Remote learning assignments supported my child's academic growth.  | 18.01%<br>194     | 27.02%<br>291 | 23.96%<br>258 | 25.91%<br>279 | 4.83%<br>52    | 0.28%<br>3    | 1,077 | 2.72             |
| Instructional strategies were personalized to address students needs.  | 21.30%<br>229     | 31.07%<br>334 | 28.19%<br>303 | 14.51%<br>156 | 3.44%<br>37    | 1.49%<br>16   | 1,075 | 2.47             |
| The amount of schoolwork assigned was appropriate to help my child(ren) continue learning.   | 12.19%<br>131     | 21.95%<br>236 | 27.16%<br>292 | 34.14%<br>367 | 4.47%<br>48    | 0.09%<br>1    | 1,075 | 2.97             |
| My child(ren) knew how to submit assignments.  | 6.78%<br>73       | 16.53%<br>178 | 11.98%<br>129 | 43.27%<br>466 | 21.08%<br>227  | 0.37%<br>4    | 1,077 | 3.56             |
| My child(ren) felt capable of accomplishing what was expected.   | 5.67%<br>61       | 14.51%<br>156 | 14.79%<br>159 | 46.60%<br>501 | 18.42%<br>198  | 0.00%<br>0    | 1,075 | 3.58             |
| My child(ren) required adult assistance to complete the assignments.   | 12.01%<br>129     | 26.72%<br>287 | 15.83%<br>170 | 28.31%<br>304 | 14.99%<br>161  | 2.14%<br>23   | 1,074 | 3.08             |
| My child(ren) was/were able to communicate with teachers through an online platform, video conference, or other method.              | 2.79%<br>30       | 7.81%<br>84   | 13.21%<br>142 | 53.12%<br>571 | 22.51%<br>242  | 0.56%<br>6    | 1,075 | 3.85             |
| Materials and communications were provided in a way that is accessible to students with language needs. (if not applicable mark N/A) | 1.96%<br>21       | 3.54%<br>38   | 7.36%<br>79   | 11.93%<br>128 | 4.66%<br>50    | 70.55%<br>757 | 1,073 | 3.47             |
| My school(s) provided clear communication during the time of school closure.   | 2.60%<br>28       | 11.70%<br>126 | 15.23%<br>164 | 46.24%<br>498 | 23.86%<br>257  | 0.37%<br>4    | 1,077 | 3.77             |

Answered: 1,077 Skipped: 0

**Q7: For the following items, please think about your students' experience during the school closure.**

## Q8: Please check the obstacles your family faced during spring remote learning. (Check all that apply)

Answered: 992 Skipped: 85

| ANSWER CHOICES   | RESPONSES |     |
|--|-----------|-----|
| Food insecurity  | 1.92%     | 19  |
| Lack of communication from school                                    | 14.21%    | 141 |
| Family illness   | 0.00%     | 0   |
| Lack of childcare  | 6.45%     | 64  |
| Mental Health concerns   | 20.16%    | 200 |
| Limited access to technology (laptop, tablet, etc)                   | 16.13%    | 160 |
| Limited access to internet   | 8.67%     | 86  |
| Competing priorities (parent employment, multiple student home, etc) | 0.00%     | 0   |
| Parent(s) is an essential worker                                     | 0.00%     | 0   |
| Families unsure of how to navigate LMS                               | 26.11%    | 259 |
| Challenges in varied student expectations from grade to grade        | 41.53%    | 412 |
| Need more academic support   | 0.00%     | 0   |
| Not enough virtual face time with the teacher                        | 49.50%    | 491 |
| Total Respondents: 992   |           |     |



Answered: 1,076 Skipped: 1

**Q10: For the remainder of the survey, you will want to think about August of 2020 while answering. As schools across the state consider the guidelines issued by the CDC, ISBE, and IDPH, there are different precautions being examined to allow students and staff to return to school buildings safely. Please indicate how each precaution would affect your willingness to send your child to school.**

|  | THIS MUST BE IN PLACE BEFORE I WOULD SEND MY CHILD TO SCHOOL. | THIS WOULD MAKE ME MORE COMFORTABLE SENDING MY CHILD TO SCHOOL. | THIS WOULD NOT AFFECT MY DECISION OF WHETHER TO SEND MY CHILD TO SCHOOL. | THIS WOULD MAKE ME UNCOMFORTABLE SENDING MY CHILD TO SCHOOL. | I WOULD NOT SEND MY CHILD TO SCHOOL IF THIS WERE IN PLACE. | TOTAL |
|--|---|---|--|--|--|-------|
| The school is thoroughly cleaned at least once a day.  | 36.34%<br>391   | 43.03%<br>463   | 17.10%<br>184  | 2.60%<br>28  | 0.93%<br>10  | 1,076 |
| Students are required to wear masks during the school day.                                   | 17.89%<br>192   | 28.33%<br>304   | 28.70%<br>308  | 16.12%<br>173  | 8.95%<br>96  | 1,073 |
| Staff are required to wear masks during the school day.                                      | 19.59%<br>210   | 28.73%<br>308   | 35.91%<br>385  | 11.01%<br>118  | 4.76%<br>51  | 1,072 |
| Students and staff are screened for symptoms before entering the school.                     | 28.56%<br>307   | 45.86%<br>493   | 18.98%<br>204  | 3.63%<br>39  | 2.98%<br>32  | 1,075 |
| Students and staff maintain at least 6ft of distance from other people at all times.         | 15.58%<br>167   | 32.18%<br>345   | 40.11%<br>430  | 8.30%<br>89  | 3.82%<br>41  | 1,072 |
| Students and staff regularly wash hands with soap and water.                                 | 40.32%<br>433   | 47.11%<br>506   | 10.80%<br>116  | 0.65%<br>7   | 1.12%<br>12  | 1,074 |
| Hand sanitizer is provided in each classroom and frequently used.                            | 45.49%<br>489   | 42.60%<br>458   | 10.05%<br>108  | 0.84%<br>9   | 1.02%<br>11  | 1,075 |
| Classrooms are better ventilated - with windows and doors open and fans on where applicable. | 0.00%<br>0  | 0.00%<br>0  | 0.00%<br>0   | 0.00%<br>0   | 0.00%<br>0   | 0     |
| Student belongings are separated and there are no communal supplies used.                    | 28.28%<br>303   | 39.83%<br>427   | 28.36%<br>304  | 1.68%<br>18  | 1.87%<br>20  | 1,072 |
| Cafeteria food is individually packaged.   | 13.26%<br>142   | 24.84%<br>266   | 56.86%<br>609  | 3.36%<br>36  | 1.68%<br>18  | 1,071 |
| Reduced class size   | 19.03%<br>204   | 38.81%<br>416   | 38.25%<br>410  | 2.33%<br>25  | 1.59%<br>17  | 1,072 |
| Reduced bus capacity   | 15.46%<br>164   | 23.56%<br>250   | 56.83%<br>603  | 1.98%<br>21  | 2.17%<br>23  | 1,061 |
| Lunch is served in individual classrooms.  | 7.76%<br>83   | 23.08%<br>247   | 53.36%<br>571  | 10.75%<br>115  | 5.05%<br>54  | 1,070 |
| Recess is scheduled to keep children contained to small groups.                              | 9.72%<br>103  | 21.51%<br>228   | 60.28%<br>639  | 4.81%<br>51  | 3.68%<br>39  | 1,060 |
| School resumes with a hybrid schedule (Students  | 10.19%<br>109   | 34.77%<br>372   | 39.72%<br>425  | 9.63%<br>103   | 5.70%<br>61  | 1,070 |

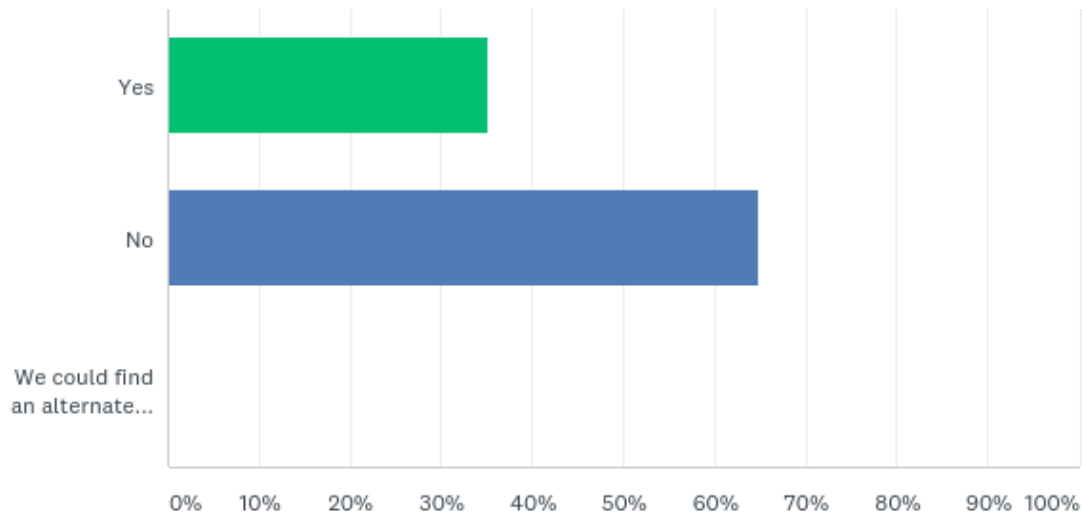
## Q11: Please respond to the following questions related to your current thinking on students returning to school.

Answered: 1,075 Skipped: 2

|   | YES           | NO            | UNSURE AT THIS TIME | TOTAL |
|---|---------------|---------------|---------------------|-------|
| Will you send your child(ren) to school in the fall if schools are permitted to be open for in-person learning?                                 | 73.49%<br>790 | 3.26%<br>35   | 23.26%<br>250       | 1,075 |
| Are you considering on-line/virtual school for your child(ren) to ensure his/her/they safety for next school year?                              | 0.00%<br>0    | 0.00%<br>0    | 0.00%<br>0          | 0     |
| If District 7 offers remote learning as an alternative to in-person learning in the fall, would you choose remote learning for your child(ren)? | 22.42%<br>241 | 41.86%<br>450 | 35.72%<br>384       | 1,075 |
| Do you plan to homeschool your child(ren) next year?  | 0.93%<br>10   | 81.77%<br>879 | 17.30%<br>186       | 1,075 |

## Q12: Do you plan to have your student ride the bus to school in the morning?

Answered: 1,075 Skipped: 2



## Q12: Do you plan to have your student ride the bus to school in the morning?

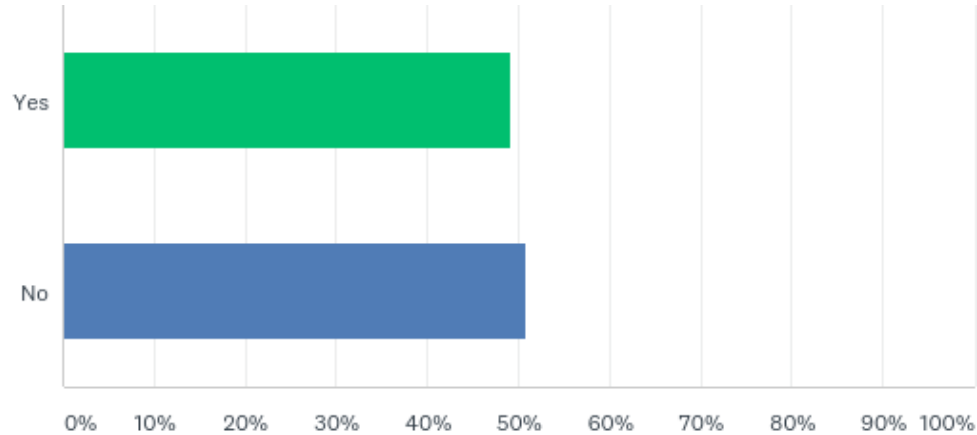
---

Answered: 1,075 Skipped: 2

| ANSWER CHOICES  | RESPONSES |       |
|---|-----------|-------|
| Yes   | 35.07%    | 377   |
| No  | 64.93%    | 698   |
| We could find an alternate form of transportation if needed | 0.00%     | 0     |
| TOTAL   |           | 1,075 |

## Q13: Do you plan to have your student ride the bus in the afternoon?

Answered: 1,075 Skipped: 2



## Q13: Do you plan to have your student ride the bus in the afternoon?

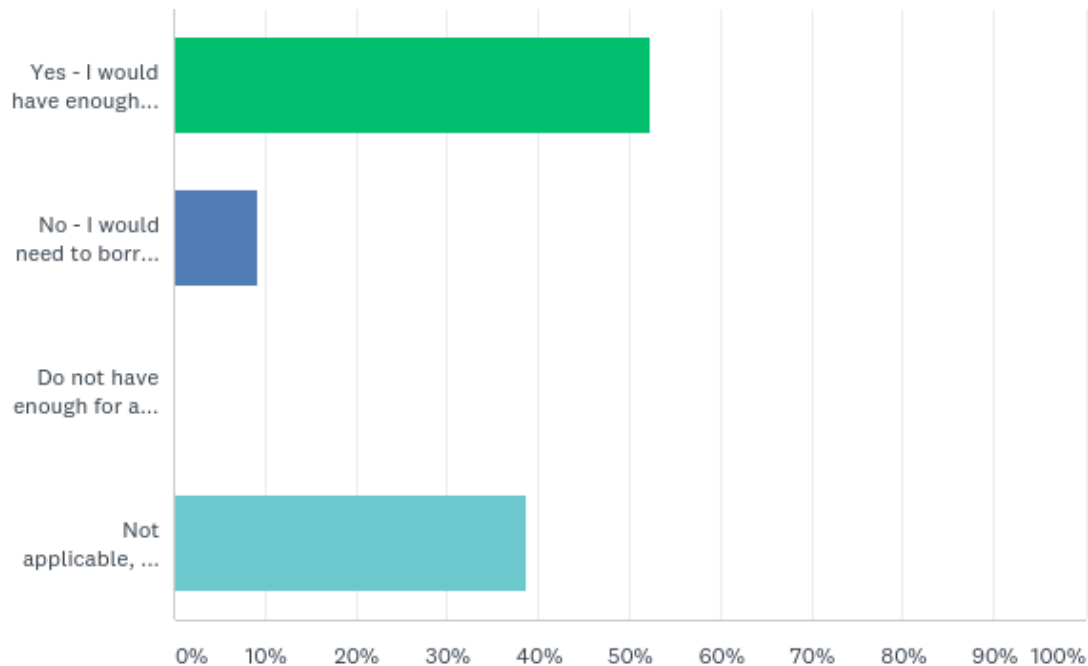
---

Answered: 1,075 Skipped: 2

| ANSWER CHOICES | RESPONSES |       |
|----------------|-----------|-------|
| Yes            | 49.12%    | 528   |
| No             | 50.88%    | 547   |
| TOTAL          |           | 1,075 |

**Q14: District 7 plans to provide a device for all high school students beginning this fall. Please answer the following question only if you have a child(ren) entering kindergarten through 8th grade. Do you have a device at home your child(ren) could use if remote learning is necessary?**

Answered: 992 Skipped: 85



**Q14: District 7 plans to provide a device for all high school students beginning this fall. Please answer the following question only if you have a child(ren) entering kindergarten through 8th grade. Do you have a device at home your child(ren) could use if remote learning is necessary?**

Answered: 992 Skipped: 85

| <b>ANSWER CHOICES</b>   | <b>RESPONSES</b> |            |
|---|------------------|------------|
| Yes - I would have enough devices in my household to support remote learning for my child(ren).                                 | 52.22%           | 518        |
| No - I would need to borrow or check out a device from my child's school in order to support remote learning from my household. | 9.17%            | 91         |
| Do not have enough for all students in my home  | 0.00%            | 0          |
| Not applicable, I have a high school student.   | 38.61%           | 383        |
| <b>TOTAL</b>  |                  | <b>992</b> |