

Edwardsville District 7 Parent Survey

Monday, June 15, 2020

1090

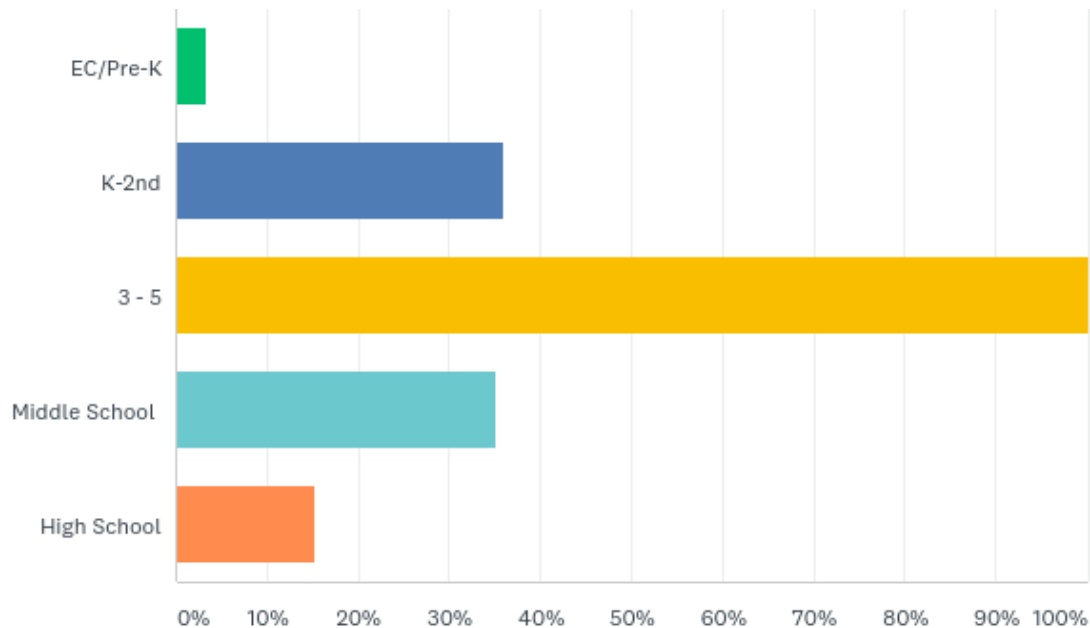
Total Responses

Date Created: Thursday, May 28, 2020

Complete Responses: 582

Q1: In which grades were your children enrolled this past spring? Select all that apply.

Answered: 1,090 Skipped: 0



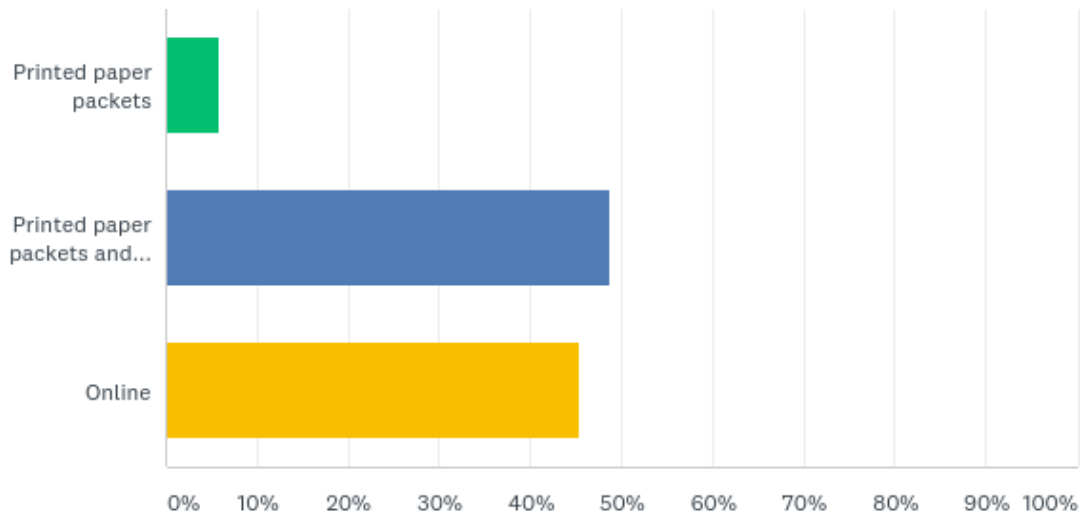
Q1: In which grades were your children enrolled this past spring? Select all that apply.

Answered: 1,090 Skipped: 0

ANSWER CHOICES	RESPONSES	
EC/Pre-K	3.39%	37
K-2nd	36.06%	393
3 - 5	100.00%	1,090
Middle School	35.14%	383
High School	15.23%	166
Total Respondents: 1,090		

Q2: If you checked more than one box in question 1, please answer the following questions for the student that had the most challenging remote learning experience. How did your child complete his/her work this spring?

Answered: 1,078 Skipped: 12



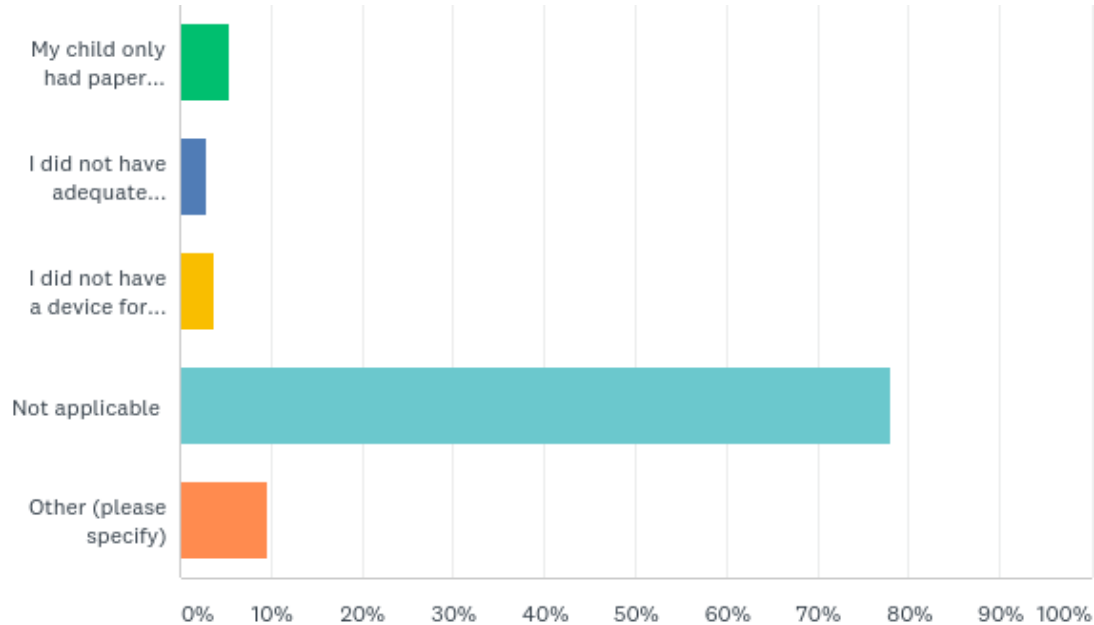
Q2: If you checked more than one box in question 1, please answer the following questions for the student that had the most challenging remote learning experience. How did your child complete his/her work this spring?

Answered: 1,078 Skipped: 12

ANSWER CHOICES	RESPONSES	
Printed paper packets	5.94%	64
Printed paper packets and online	48.70%	525
Online	45.36%	489
TOTAL		1,078

Q3: If your child completed his/her spring work by printed packet only, please indicate the circumstances or challenges you were facing in completing the online work.

Answered: 1,057 Skipped: 33



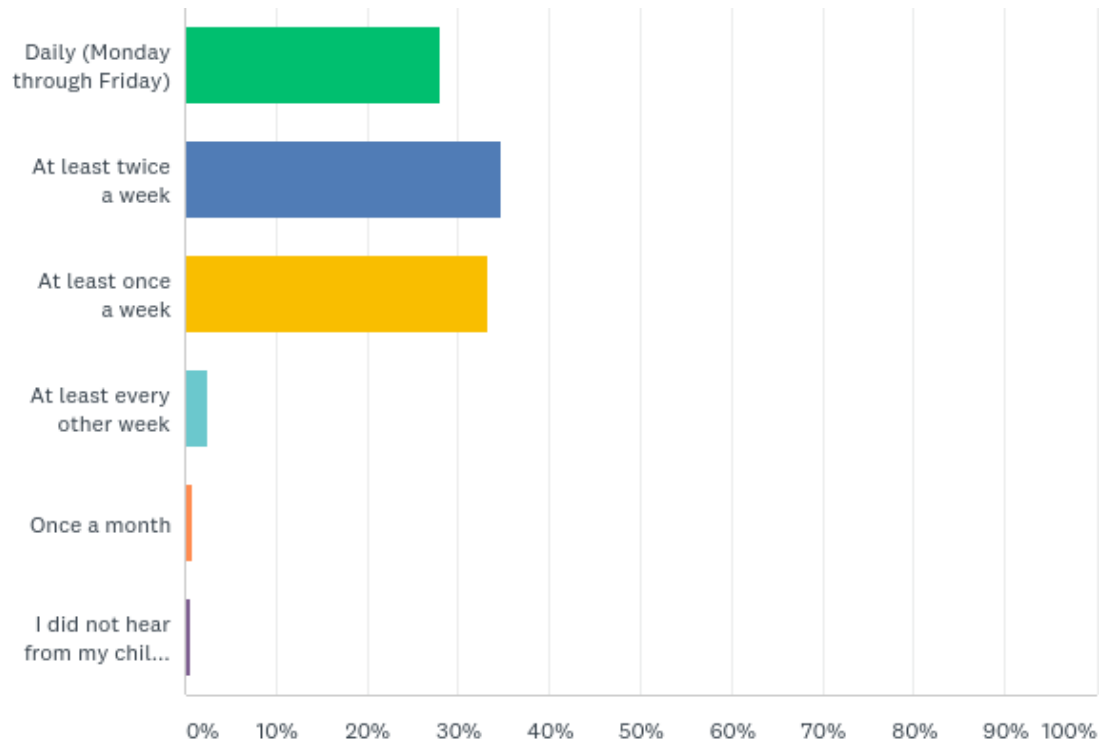
Q3: If your child completed his/her spring work by printed packet only, please indicate the circumstances or challenges you were facing in completing the online work.

Answered: 1,057 Skipped: 33

ANSWER CHOICES	RESPONSES	
My child only had paper packets available at his/her grade level.	5.49%	58
I did not have adequate internet services.	3.03%	32
I did not have a device for my student.	3.78%	40
Not applicable	78.05%	825
Other (please specify)	9.65%	102
TOTAL		1,057

Q4: How often did you hear from your child's teacher during the time of school closure?

Answered: 1,088 Skipped: 2



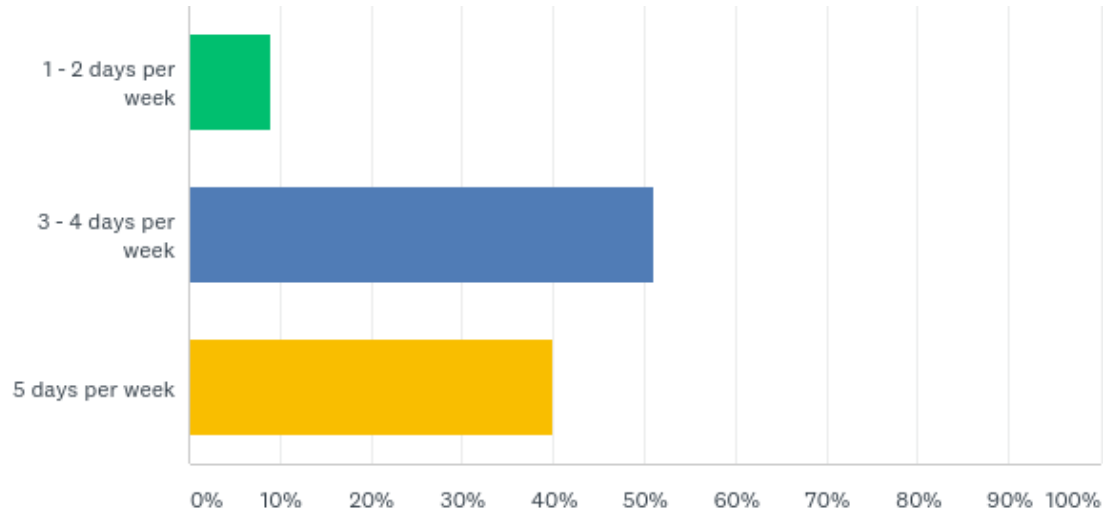
Q4: How often did you hear from your child's teacher during the time of school closure?

Answered: 1,088 Skipped: 2

ANSWER CHOICES	RESPONSES	
Daily (Monday through Friday)	28.03%	305
At least twice a week	34.65%	377
At least once a week	33.36%	363
At least every other week	2.57%	28
Once a month	0.74%	8
I did not hear from my child's teacher.	0.64%	7
TOTAL		1,088

Q5: How many days a week was your child engaged in remote learning?

Answered: 1,088 Skipped: 2



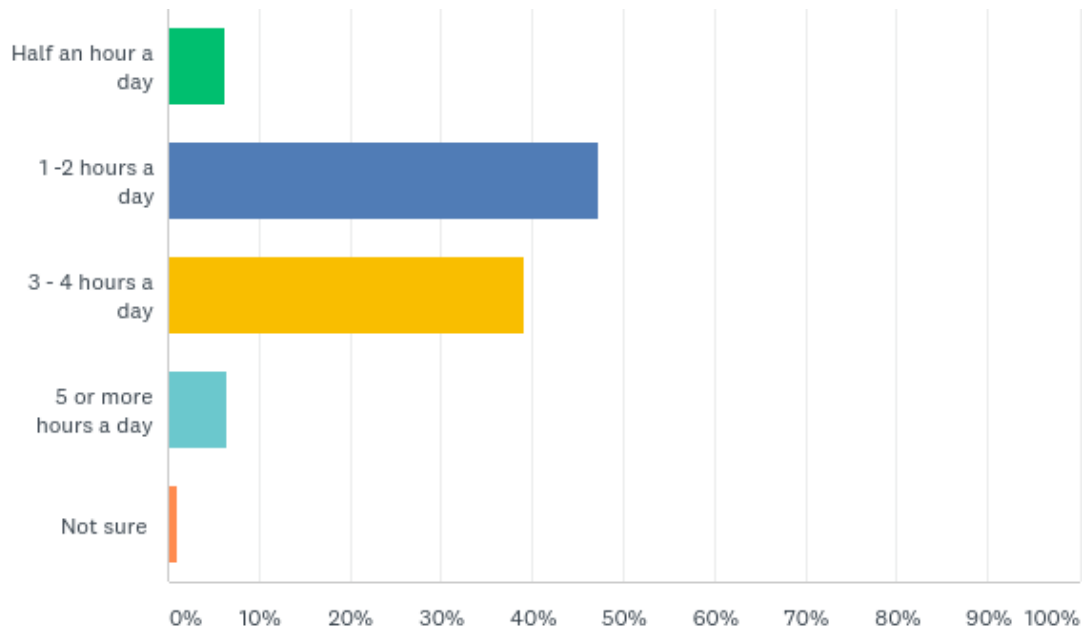
Q5: How many days a week was your child engaged in remote learning?

Answered: 1,088 Skipped: 2

ANSWER CHOICES	RESPONSES	
1 - 2 days per week	9.10%	99
3 - 4 days per week	51.01%	555
5 days per week	39.89%	434
TOTAL		1,088

Q6: How many hours each day was your child actively engaged in remote learning?

Answered: 1,089 Skipped: 1



Q6: How many hours each day was your child actively engaged in remote learning?

Answered: 1,089 Skipped: 1

ANSWER CHOICES	RESPONSES	
Half an hour a day	6.34%	69
1 -2 hours a day	47.20%	514
3 - 4 hours a day	39.03%	425
5 or more hours a day	6.43%	70
Not sure	1.01%	11
TOTAL		1,089

Answered: 1,089 Skipped: 1

Q7: For the following items, please think about your students' experience during the school closure.

	STRONGLY DISAGREE	DISAGREE	NEUTRAL	AGREE	STRONGLY AGREE	N/A	TOTAL	WEIGHTED AVERAGE
Remote learning assignments supported my child's academic growth.	14.61% 159	24.54% 267	26.75% 291	29.60% 322	4.14% 45	0.37% 4	1,088	2.84
Instructional strategies were personalized to address students needs.	16.85% 183	34.71% 377	24.31% 264	18.42% 200	3.96% 43	1.75% 19	1,086	2.57
The amount of schoolwork assigned was appropriate to help my child(ren) continue learning.	11.31% 123	24.36% 265	24.36% 265	34.10% 371	5.79% 63	0.09% 1	1,088	2.99
My child(ren) knew how to submit assignments.	7.08% 77	17.57% 191	13.16% 143	44.07% 479	15.73% 171	2.39% 26	1,087	3.45
My child(ren) felt capable of accomplishing what was expected.	6.07% 66	15.63% 170	15.07% 164	46.78% 509	16.36% 178	0.09% 1	1,088	3.52
My child(ren) required adult assistance to complete the assignments.	2.02% 22	7.44% 81	12.78% 139	42.28% 460	34.74% 378	0.74% 8	1,088	4.01
My child(ren) was/were able to communicate with teachers through an online platform, video conference, or other method.	4.78% 52	9.01% 98	10.02% 109	49.63% 540	25.92% 282	0.64% 7	1,088	3.83
Materials and communications were provided in a way that is accessible to students with language needs. (if not applicable mark N/A)	2.57% 28	3.40% 37	6.62% 72	10.20% 111	5.61% 61	71.60% 779	1,088	3.45
My school(s) provided clear communication during the time of school closure.	3.86% 42	6.53% 71	11.96% 130	50.05% 544	27.05% 294	0.55% 6	1,087	3.90

Q8: Please check the obstacles your family faced during spring remote learning. (Check all that apply)

Answered: 1,038 Skipped: 52

ANSWER CHOICES	RESPONSES
Food insecurity	1.54% 16
Lack of communication from school	10.60% 110
Family illness	0.00% 0
Lack of childcare	28.90% 300
Mental Health concerns	18.69% 194
Limited access to technology (laptop, tablet, etc)	24.37% 253
Limited access to internet	9.63% 100
Competing priorities (parent employment, multiple student home, etc)	0.00% 0
Parent(s) is an essential worker	0.00% 0
Families unsure of how to navigate LMS	28.42% 295
Challenges in varied student expectations from grade to grade	52.50% 545
Need more academic support	0.00% 0
Not enough virtual face time with the teacher	42.10% 437
Total Respondents: 1,038	

	IN PLACE BEFORE I WOULD SEND MY CHILD TO SCHOOL.	MORE COMFORTABLE SEND MY CHILD TO SCHOOL.	NOT AFFECT MY DECISION OF WHETHER TO SEND MY CHILD TO SCHOOL.	UNCOMFORTABLE SENDING MY CHILD TO SCHOOL.	NO SEND MY CHILD TO SCHOOL IF THIS WERE IN PLACE.	
The school is thoroughly cleaned at least once a day.	39.06% 425	46.69% 508	12.13% 132	1.47% 16	0.64% 7	1.088
Students are required to wear masks during the school day.	12.43% 135	24.13% 262	29.28% 318	23.20% 252	10.96% 119	1.086
Staff are required to wear masks during the school day.	16.94% 184	26.06% 283	40.15% 436	12.80% 139	4.05% 44	1.086
Students and staff are screened for symptoms before entering the school.	30.28% 330	42.02% 458	22.94% 250	2.84% 31	1.93% 21	1.090
Students and staff maintain at least 6ft of distance from other people at all times.	11.91% 129	28.62% 310	42.94% 465	11.17% 121	5.36% 58	1.083
Students and staff regularly wash hands with soap and water.	51.52% 561	38.93% 424	8.54% 93	0.64% 7	0.37% 4	1.089
Hand sanitizer is provided in each classroom and frequently used.	49.36% 538	39.17% 427	9.91% 108	0.83% 9	0.73% 8	1.090
Classrooms are better ventilated - with windows and doors open and fans on where applicable.	0.00% 0	100.00% 1	0.00% 0	0.00% 0	0.00% 0	1
Student belongings are separated and there are no communal supplies used.	31.04% 338	40.86% 445	25.44% 277	1.84% 20	0.83% 9	1.089
Cafeteria food is individually packaged.	12.45% 135	23.15% 251	60.33% 654	2.68% 29	1.38% 15	1.084
Reduced class size	16.42% 179	40.64% 443	40.28% 439	1.56% 17	1.10% 12	1.090
Reduced bus capacity	15.82% 172	29.35% 319	51.89% 564	1.66% 18	1.29% 14	1.087
Lunch is served in individual classrooms.	7.63% 83	27.21% 296	50.28% 547	11.49% 125	3.40% 37	1.088
Recess is scheduled to keep children contained to small groups.	10.76% 117	35.79% 389	42.23% 459	8.46% 92	2.76% 30	1.087
School resumes with a hybrid schedule (students attend	6.91% 75	27.00% 293	42.49% 461	14.56% 158	9.03% 98	1.085

Answered: 1,090 Skipped: 0

Q10: For the remainder of the survey, you will want to think about August of 2020 while answering. As schools across the state consider the guidelines issued by the CDC, ISBE, and IDPH, there are different precautions being examined to allow students and staff to return to school buildings safely. Please indicate how each precaution would affect your willingness to send your child to school.

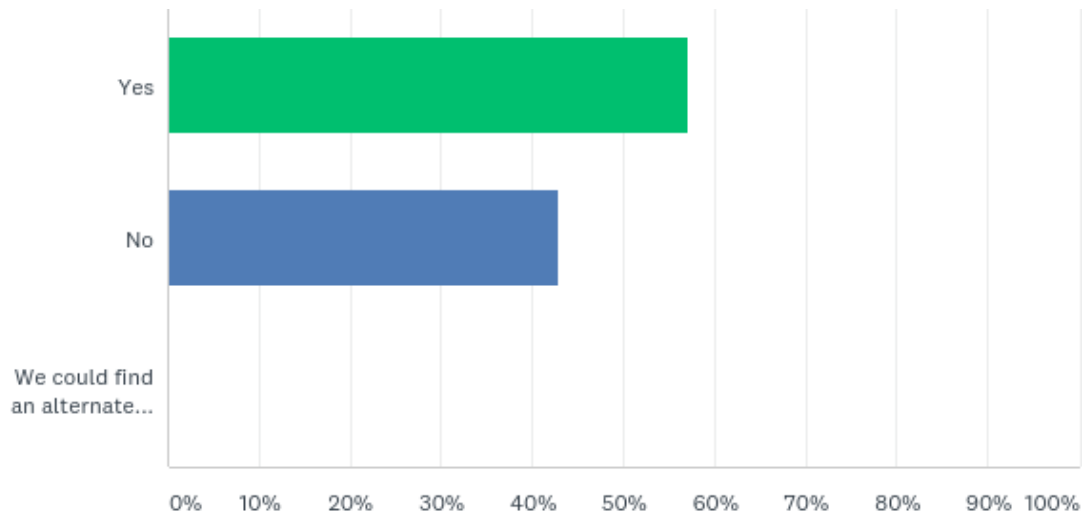
Q11: Please respond to the following questions related to your current thinking on students returning to school.

Answered: 1,090 Skipped: 0

	YES	NO	UNSURE AT THIS TIME	TOTAL
Will you send your child(ren) to school in the fall if schools are permitted to be open for in-person learning?	71.53% 779	2.02% 22	26.45% 288	1,089
Are you considering on-line/virtual school for your child(ren) to ensure his/her/they safety for next school year?	0.00% 0	0.00% 0	100.00% 1	1
If District 7 offers remote learning as an alternative to in-person learning in the fall, would you choose remote learning for your child(ren)?	17.63% 192	43.07% 469	39.30% 428	1,089
Do you plan to homeschool your child(ren) next year?	1.93% 21	77.34% 843	20.73% 226	1,090

Q12: Do you plan to have your student ride the bus to school in the morning?

Answered: 1,088 Skipped: 2



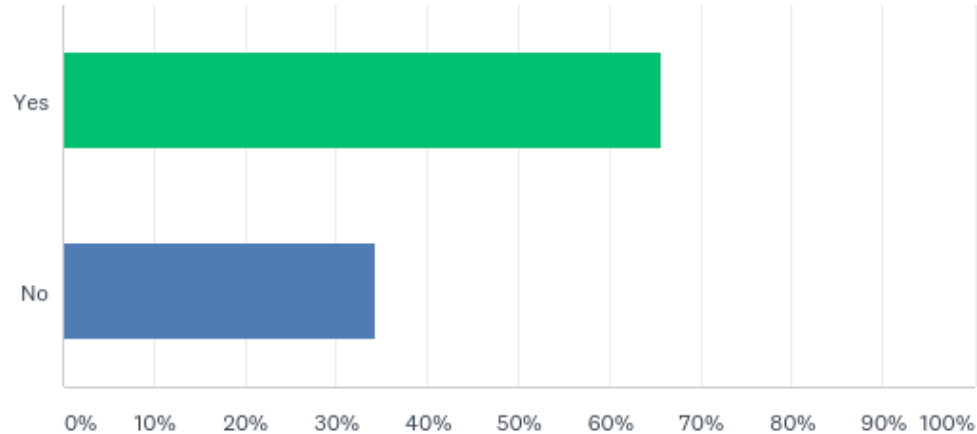
Q12: Do you plan to have your student ride the bus to school in the morning?

Answered: 1,088 Skipped: 2

ANSWER CHOICES	RESPONSES	
Yes	57.08%	621
No	42.92%	467
We could find an alternate form of transportation if needed	0.00%	0
TOTAL		1,088

Q13: Do you plan to have your student ride the bus in the afternoon?

Answered: 1,087 Skipped: 3



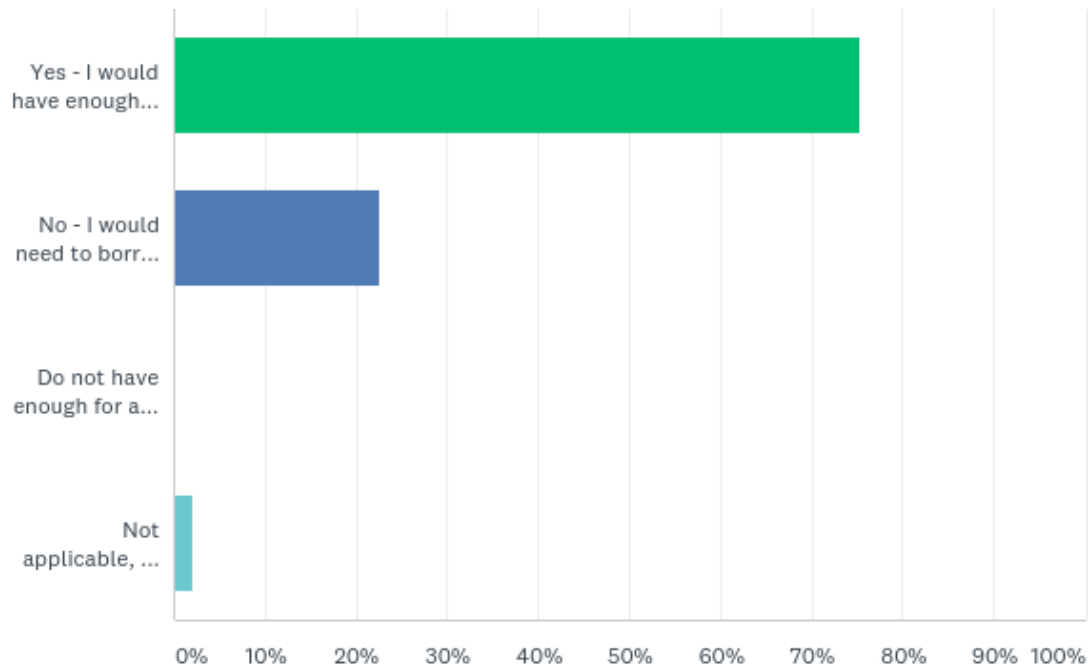
Q13: Do you plan to have your student ride the bus in the afternoon?

Answered: 1,087 Skipped: 3

ANSWER CHOICES	RESPONSES	
Yes	65.69%	714
No	34.31%	373
TOTAL		1,087

Q14: District 7 plans to provide a device for all high school students beginning this fall. Please answer the following question only if you have a child(ren) entering kindergarten through 8th grade. Do you have a device at home your child(ren) could use if remote learning is necessary?

Answered: 1,078 Skipped: 12



Q14: District 7 plans to provide a device for all high school students beginning this fall. Please answer the following question only if you have a child(ren) entering kindergarten through 8th grade. Do you have a device at home your child(ren) could use if remote learning is necessary?

Answered: 1,078 Skipped: 12

ANSWER CHOICES	RESPONSES
Yes - I would have enough devices in my household to support remote learning for my child(ren).	75.42% 813
No - I would need to borrow or check out a device from my child's school in order to support remote learning from my household.	22.54% 243
Do not have enough for all students in my home	0.00% 0
Not applicable, I have a high school student.	2.04% 22
TOTAL	1,078